

ParaPost® Taper Lux

Coltène/Whaledent GmbH & Co. KG

Version No: 1.1
Safety Data Sheet (Conforms to Annex II of REACH (1907/2006) - Regulation 2020/878)

Issue Date: **23/03/2022**
Print Date: **23/11/2022**
L.REACH.IRL.EN

SECTION 1 Identification of the substance / mixture and of the company / undertaking

1.1. Product Identifier

Product name	ParaPost® Taper Lux
Chemical Name	Not Applicable
Synonyms	Not Available
Proper shipping name	ENVIRONMENTALLY HAZARDOUS SUBSTANCE, SOLID, N.O.S.
Chemical formula	Not Applicable
Other means of identification	Not Available

1.2. Relevant identified uses of the substance or mixture and uses advised against

Relevant identified uses	Medical device, for dental use only
Uses advised against	Not Applicable

1.3. Details of the manufacturer or supplier of the safety data sheet

Registered company name	Coltène/Whaledent GmbH & Co. KG	Coltène/Whaledent Inc.
Address	Raiffeisenstrasse 30 89129 Langenau Germany	235 Ascot Parkway Cuyahoga Falls, Ohio 44223 United States
Telephone	+49 (7345) 805 0	+1 330 916 8800
Fax	+49 (7345) 805 201	+1 330 916 7077
Website	www.coltene.com	www.coltene.com
Email	msds@coltene.com	info.us@coltene.com

1.4. Emergency telephone number

Association / Organisation	CHEMWATCH EMERGENCY RESPONSE
Emergency telephone numbers	+353 1 443 4289
Other emergency telephone numbers	+61 3 9573 3188

Once connected and if the message is not in your preferred language then please dial 01


SECTION 2 Hazards identification

2.1. Classification of the substance or mixture

Classification according to regulation (EC) No 1272/2008 [CLP] and amendments [1]	H335 - Specific Target Organ Toxicity - Single Exposure (Respiratory Tract Irritation) Category 3, H315 - Skin Corrosion/Irritation Category 2, H319 - Serious Eye Damage/Eye Irritation Category 2, H317 - Sensitisation (Skin) Category 1, H412 - Hazardous to the Aquatic Environment Long-Term Hazard Category 3
Legend:	1. Classified by Chemwatch; 2. Classification drawn from Regulation (EU) No 1272/2008 - Annex VI

2.2. Label elements

ParaPost® Taper Lux

Hazard pictogram(s)	
---------------------	---

Signal word	Warning
-------------	----------------

Hazard statement(s)

H335	May cause respiratory irritation.
H315	Causes skin irritation.
H319	Causes serious eye irritation.
H317	May cause an allergic skin reaction.
H412	Harmful to aquatic life with long lasting effects.

Supplementary statement(s)

Not Applicable

Precautionary statement(s) Prevention

P271	Use only a well-ventilated area.
P280	Wear protective gloves, protective clothing, eye protection and face protection.
P261	Avoid breathing dust/fumes.
P273	Avoid release to the environment.
P264	Wash all exposed external body areas thoroughly after handling.
P272	Contaminated work clothing should not be allowed out of the workplace.

Precautionary statement(s) Response

P302+P352	IF ON SKIN: Wash with plenty of water and soap.
P305+P351+P338	IF IN EYES: Rinse cautiously with water for several minutes. Remove contact lenses, if present and easy to do. Continue rinsing.
P312	Call a POISON CENTER/doctor/physician/first aider/if you feel unwell.
P333+P313	If skin irritation or rash occurs: Get medical advice/attention.
P337+P313	If eye irritation persists: Get medical advice/attention.
P362+P364	Take off contaminated clothing and wash it before reuse.
P304+P340	IF INHALED: Remove person to fresh air and keep comfortable for breathing.

Precautionary statement(s) Storage

P405	Store locked up.
P403+P233	Store in a well-ventilated place. Keep container tightly closed.

Precautionary statement(s) Disposal

P501	Dispose of contents/container to authorised hazardous or special waste collection point in accordance with any local regulation.
------	--

2.3. Other hazards

Ingestion may produce health damage*.

bisphenol A dimethacrylate, ethoxylated	Listed in the Europe Regulation (EU) 2018/1881 Specific Requirements for Endocrine Disruptors
---	---

SECTION 3 Composition / information on ingredients**3.1. Substances**

See 'Composition on ingredients' in Section 3.2

3.2. Mixtures

1.CAS No	%[weight]	Name	Classification according to	SCL /	Nanoform
----------	-----------	------	-----------------------------	-------	----------

Continued...

ParaPost® Taper Lux

2.EC No 3.Index No 4.REACH No			regulation (EC) No 1272/2008 [CLP] and amendments	M-Factor	Particle Characteristics
1.41637-38-1 2.Not Available 3.Not Available 4.Not Available	5-10	<u>bisphenol A dimethacrylate, ethoxylated</u> [e]	Skin Corrosion/Irritation Category 2, Sensitisation (Skin) Category 1, Serious Eye Damage/Eye Irritation Category 2, Specific Target Organ Toxicity - Single Exposure Category 3; H315, H317, H319, H335 [3]	Not Available	Not Available
1.72869-86-4 2.276-957-5 3.616-087-00-9 4.Not Available	5-10	<u>diurethane dimethacrylate</u>	Serious Eye Damage/Eye Irritation Category 2, Sensitisation (Skin) Category 1, Hazardous to the Aquatic Environment Long-Term Hazard Category 2; H319, H317, H411 [2]	Not Available	Not Available
1.6606-59-3 2.229-551-7 3.607-134-00-4 4.Not Available	5-10	<u>hexanediol dimethacrylate</u>	Skin Corrosion/Irritation Category 2, Serious Eye Damage/Eye Irritation Category 2, Specific Target Organ Toxicity - Single Exposure (Respiratory Tract Irritation) Category 3; H315, H319, H335 [2]	STOT SE 3; H335: C ≥ 10 %	Not Available
1.70293-55-9 2.274-547-0 3.Not Available 4.Not Available	<1	<u>4-methacryloxyethyl trimellitic anhydride</u>	Acute Tox. 4, Skin Corrosion/Irritation Category 2, Sensitisation (Skin) Category 1, Serious Eye Damage/Eye Irritation Category 2, Specific Target Organ Toxicity - Single Exposure Category 3; H302, H315, H317, H319, H335 [3]	Not Available	Not Available
1.84434-11-7 2.282-810-6 3.Not Available 4.Not Available	<1	<u>ethyl(2,4,6- trimethylbenzoyl)phenylphosphinate</u>	Skin Sens. 1B, Hazardous to the Aquatic Environment Long-Term Hazard Category 2; H317, H411 [3]	Not Available	Not Available
1.13760-80-0 2.237-354-2 3.Not Available 4.Not Available	15-20	<u>ytterbium(III) fluoride</u> *	Skin Corrosion/Irritation Category 2, Serious Eye Damage/Eye Irritation Category 2, Specific Target Organ Toxicity - Single Exposure Category 3; H315, H319, H335 [3]	Not Available	Not Available

Legend: 1. Classified by Chemwatch; 2. Classification drawn from Regulation (EU) No 1272/2008 - Annex VI; 3. Classification drawn from C&L; * EU IOELVs available; [e] Substance identified as having endocrine disrupting properties

SECTION 4 First aid measures

4.1. Description of first aid measures

Eye Contact	<p>If this product comes in contact with the eyes:</p> <ul style="list-style-type: none"> ▶ Wash out immediately with fresh running water. ▶ Ensure complete irrigation of the eye by keeping eyelids apart and away from eye and moving the eyelids by occasionally lifting the upper and lower lids. ▶ Seek medical attention without delay; if pain persists or recurs seek medical attention. ▶ Removal of contact lenses after an eye injury should only be undertaken by skilled personnel.
Skin Contact	<p>If skin contact occurs:</p> <ul style="list-style-type: none"> ▶ Immediately remove all contaminated clothing, including footwear. ▶ Flush skin and hair with running water (and soap if available). ▶ Seek medical attention in event of irritation.
Inhalation	<ul style="list-style-type: none"> ▶ If fumes or combustion products are inhaled remove from contaminated area. ▶ Lay patient down. Keep warm and rested. ▶ Prostheses such as false teeth, which may block airway, should be removed, where possible, prior to initiating first aid procedures. ▶ Apply artificial respiration if not breathing, preferably with a demand valve resuscitator, bag-valve mask device, or pocket mask as trained. Perform CPR if necessary. ▶ Transport to hospital, or doctor, without delay.
Ingestion	<ul style="list-style-type: none"> ▶ Immediately give a glass of water. ▶ First aid is not generally required. If in doubt, contact a Poisons Information Centre or a doctor.

4.2 Most important symptoms and effects, both acute and delayed

See Section 11

Continued...

ParaPost® Taper Lux

4.3. Indication of any immediate medical attention and special treatment needed

Treat symptomatically.

SECTION 5 Firefighting measures**5.1. Extinguishing media**

- ▶ Foam.
- ▶ Dry chemical powder.
- ▶ BCF (where regulations permit).
- ▶ Carbon dioxide.
- ▶ Water spray or fog - Large fires only.

5.2. Special hazards arising from the substrate or mixture

Fire Incompatibility	▶ Avoid contamination with oxidising agents i.e. nitrates, oxidising acids, chlorine bleaches, pool chlorine etc. as ignition may result
-----------------------------	--

5.3. Advice for firefighters

Fire Fighting	<ul style="list-style-type: none"> ▶ Alert Fire Brigade and tell them location and nature of hazard. ▶ May be violently or explosively reactive. ▶ Wear full body protective clothing with breathing apparatus. ▶ Prevent, by any means available, spillage from entering drains or water course. ▶ Fight fire from a safe distance, with adequate cover. ▶ If safe, switch off electrical equipment until vapour fire hazard removed. ▶ Use water delivered as a fine spray to control the fire and cool adjacent area. ▶ Avoid spraying water onto liquid pools. ▶ Do not approach containers suspected to be hot. ▶ Cool fire exposed containers with water spray from a protected location. ▶ If safe to do so, remove containers from path of fire. ▶ Alert Fire Brigade and tell them location and nature of hazard. ▶ Wear breathing apparatus plus protective gloves. ▶ Prevent, by any means available, spillage from entering drains or water courses. ▶ Use water delivered as a fine spray to control fire and cool adjacent area. ▶ DO NOT approach containers suspected to be hot. ▶ Cool fire exposed containers with water spray from a protected location. ▶ If safe to do so, remove containers from path of fire. ▶ Equipment should be thoroughly decontaminated after use.
Fire/Explosion Hazard	<p>Combustion products include:</p> <ul style="list-style-type: none"> carbon monoxide (CO) carbon dioxide (CO₂) hydrogen fluoride metal oxides other pyrolysis products typical of burning organic material.

SECTION 6 Accidental release measures**6.1. Personal precautions, protective equipment and emergency procedures**

See section 8

6.2. Environmental precautions

See section 12

6.3. Methods and material for containment and cleaning up

Minor Spills	<p>Environmental hazard - contain spillage.</p> <ul style="list-style-type: none"> ▶ Clean up all spills immediately. ▶ Avoid contact with skin and eyes. ▶ Wear impervious gloves and safety glasses. ▶ Use dry clean up procedures and avoid generating dust. ▶ Vacuum up (consider explosion-proof machines designed to be grounded during storage and use). ▶ Do NOT use air hoses for cleaning ▶ Place spilled material in clean, dry, sealable, labelled container.
---------------------	--

ParaPost® Taper Lux

Major Spills	<p>Environmental hazard - contain spillage. Moderate hazard.</p> <ul style="list-style-type: none"> ▶ CAUTION: Advise personnel in area. ▶ Alert Emergency Services and tell them location and nature of hazard. ▶ Control personal contact by wearing protective clothing. ▶ Prevent, by any means available, spillage from entering drains or water courses. ▶ Recover product wherever possible. ▶ IF DRY: Use dry clean up procedures and avoid generating dust. Collect residues and place in sealed plastic bags or other containers for disposal. IF WET: Vacuum/shovel up and place in labelled containers for disposal. ▶ ALWAYS: Wash area down with large amounts of water and prevent runoff into drains. ▶ If contamination of drains or waterways occurs, advise Emergency Services.
---------------------	--

6.4. Reference to other sections

Personal Protective Equipment advice is contained in Section 8 of the SDS.

SECTION 7 Handling and storage

7.1. Precautions for safe handling

Safe handling	<ul style="list-style-type: none"> ▶ Wear protective clothing when risk of exposure occurs. ▶ Use in a well-ventilated area. ▶ Prevent concentration in hollows and sumps. ▶ DO NOT allow material to contact humans, exposed food or food utensils. ▶ Avoid contact with incompatible materials. ▶ When handling, DO NOT eat, drink or smoke. ▶ Keep containers securely sealed when not in use. ▶ Avoid physical damage to containers. ▶ Always wash hands with soap and water after handling. ▶ Work clothes should be laundered separately. Launder contaminated clothing before re-use. ▶ Use good occupational work practice. ▶ Observe manufacturer's storage and handling recommendations contained within this SDS. ▶ Atmosphere should be regularly checked against established exposure standards to ensure safe working conditions are maintained.
Fire and explosion protection	See section 5
Other information	<ul style="list-style-type: none"> ▶ Store in original containers. ▶ Keep containers securely sealed. ▶ Store in a cool, dry area protected from environmental extremes. ▶ Store away from incompatible materials and foodstuff containers. ▶ Protect containers against physical damage and check regularly for leaks. ▶ Observe manufacturer's storage and handling recommendations contained within this SDS

7.2. Conditions for safe storage, including any incompatibilities

Suitable container	<ul style="list-style-type: none"> ▶ Polyethylene or polypropylene container. ▶ Check all containers are clearly labelled and free from leaks.
Storage incompatibility	<p>for multifunctional acrylates:</p> <ul style="list-style-type: none"> ▶ Avoid exposure to free radical initiators (peroxides, persulfates), iron, rust, oxidisers, and strong acids and strong bases. ▶ Avoid heat, flame, sunlight, X-rays or ultra-violet radiation. ▶ Storage beyond expiration date, may initiate polymerisation. Polymerisation of large quantities may be violent (even explosive)

7.3. Specific end use(s)

See section 1.2

SECTION 8 Exposure controls / personal protection

8.1. Control parameters

Ingredient	DNELs Exposure Pattern Worker	PNECs Compartment
bisphenol A dimethacrylate, ethoxylated	Dermal 2 mg/kg bw/day (Systemic, Chronic) Inhalation 3.52 mg/m ³ (Systemic, Chronic) <i>Dermal 1 mg/kg bw/day (Systemic, Chronic) *</i>	Not Available

Continued...

ParaPost® Taper Lux

Ingredient	DNELs Exposure Pattern Worker	PNECs Compartment
	<i>Inhalation 0.87 mg/m³ (Systemic, Chronic) *</i> <i>Oral 0.5 mg/kg bw/day (Systemic, Chronic) *</i>	
diurethane dimethacrylate	Dermal 1.3 mg/kg bw/day (Systemic, Chronic) Inhalation 3.3 mg/m ³ (Systemic, Chronic) <i>Dermal 0.7 mg/kg bw/day (Systemic, Chronic) *</i> <i>Inhalation 0.6 mg/m³ (Systemic, Chronic) *</i> <i>Oral 0.3 mg/kg bw/day (Systemic, Chronic) *</i>	0.01 mg/L (Water (Fresh)) 0.001 mg/L (Water - Intermittent release) 0.1 mg/L (Water (Marine)) 0.851 mg/kg sediment dw (Sediment (Fresh Water)) 0.46 mg/kg sediment dw (Sediment (Marine)) 0.167 mg/kg soil dw (Soil) 1 mg/L (STP)
hexanediol dimethacrylate	Dermal 4.2 mg/kg bw/day (Systemic, Chronic) Inhalation 14.5 mg/m ³ (Systemic, Chronic) <i>Dermal 2.5 mg/kg bw/day (Systemic, Chronic) *</i> <i>Inhalation 4.3 mg/m³ (Systemic, Chronic) *</i> <i>Oral 2.5 mg/kg bw/day (Systemic, Chronic) *</i>	4.88 µg/L (Water (Fresh)) 0.488 µg/L (Water - Intermittent release) 45 µg/L (Water (Marine)) 0.262 mg/kg sediment dw (Sediment (Fresh Water)) 0.026 mg/kg sediment dw (Sediment (Marine)) 0.05 mg/kg soil dw (Soil) 800 mg/L (STP)
ethyl(2,4,6-trimethylbenzoyl)phenylphosphinate	Dermal 1.4 mg/kg bw/day (Systemic, Chronic) Inhalation 4.93 mg/m ³ (Systemic, Chronic) <i>Dermal 0.5 mg/kg bw/day (Systemic, Chronic) *</i> <i>Inhalation 0.87 mg/m³ (Systemic, Chronic) *</i> <i>Oral 0.5 mg/kg bw/day (Systemic, Chronic) *</i>	1.01 µg/L (Water (Fresh)) 0.101 µg/L (Water - Intermittent release) 10.1 µg/L (Water (Marine)) 0.24 mg/kg sediment dw (Sediment (Fresh Water)) 24 µg/kg sediment dw (Sediment (Marine)) 47.5 µg/kg soil dw (Soil)

* Values for General Population

Occupational Exposure Limits (OEL)

INGREDIENT DATA

Source	Ingredient	Material name	TWA	STEL	Peak	Notes
Ireland Occupational Exposure Limits	ytterbium(III) fluoride	Fluorides, inorganic	2.5 mg/m ³	Not Available	Not Available	IOELV
EU Consolidated List of Indicative Occupational Exposure Limit Values (IOELVs)	ytterbium(III) fluoride	Inorganic Fluorides	2.5 mg/m ³	Not Available	Not Available	Skin

Emergency Limits

Ingredient	TEEL-1	TEEL-2	TEEL-3
diurethane dimethacrylate	120 mg/m ³	1,300 mg/m ³	7,900 mg/m ³
ytterbium(III) fluoride	30 mg/m ³	330 mg/m ³	2,000 mg/m ³

Ingredient	Original IDLH	Revised IDLH
bisphenol A dimethacrylate, ethoxylated	Not Available	Not Available
diurethane dimethacrylate	Not Available	Not Available
hexanediol dimethacrylate	Not Available	Not Available
4-methacryloxyethyl trimellitic anhydride	Not Available	Not Available
ethyl(2,4,6-trimethylbenzoyl)phenylphosphinate	Not Available	Not Available
ytterbium(III) fluoride	Not Available	Not Available

Occupational Exposure Banding

Ingredient	Occupational Exposure Band Rating	Occupational Exposure Band Limit
bisphenol A dimethacrylate, ethoxylated	E	≤ 0.1 ppm
diurethane dimethacrylate	E	≤ 0.1 ppm
hexanediol dimethacrylate	E	≤ 0.1 ppm

Notes:

Occupational exposure banding is a process of assigning chemicals into specific categories or bands based on a chemical's potency and the adverse health outcomes associated with exposure. The output of this process is an occupational exposure band (OEB), which corresponds to a range of exposure concentrations that are expected to protect worker health.

Continued...

ParaPost® Taper Lux

Ingredient	Occupational Exposure Band Rating	Occupational Exposure Band Limit
4-methacryloxyethyl trimellitic anhydride	E	≤ 0.01 mg/m ³
Notes:	<i>Occupational exposure banding is a process of assigning chemicals into specific categories or bands based on a chemical's potency and the adverse health outcomes associated with exposure. The output of this process is an occupational exposure band (OEB), which corresponds to a range of exposure concentrations that are expected to protect worker health.</i>	

MATERIAL DATA

CEL TWA: 1 mg/m³ [compare WEEL-TWA* for multifunctional acrylates (MFAs)]

(CEL = Chemwatch Exposure Limit)

Exposure to MFAs has been reported to cause contact dermatitis in humans and serious eye injury in laboratory animals. Exposure to some MFA-resin containing aerosols has also been reported to cause dermatitis. As no assessment of the possible effects of long-term exposure to aerosols was found, a conservative Workplace Environmental Exposure Level (WEEL) was suggested by the American Industrial Hygiene Association (AIHA).

as ytterbium

CEL TWA: 1 mg/m³ (compare TLV-TWA yttrium)

(CEL = Chemwatch Exposure Limit)


Exposure to the vapours of some rare earth salts reportedly produces sensitivity to heat, itching and an increased perception of odour and taste. Other effects may include bronchiolitis, subacute bronchitis, acute transient chemical pneumonitis, focal hypertrophic emphysema, regional bronchiolar stricturing and cellular eosinophilia.

In rare fatal cases of exposure to the rare-earth fluoride and/or oxide mixtures, delayed chemical hyperaemia has occurred. Lung granulomas have also been seen in experimental animals.

8.2. Exposure controls

8.2.1. Appropriate engineering controls	Engineering controls are used to remove a hazard or place a barrier between the worker and the hazard. Well-designed engineering controls can be highly effective in protecting workers and will typically be independent of worker interactions to provide this high level of protection.									
	The basic types of engineering controls are:									
	Process controls which involve changing the way a job activity or process is done to reduce the risk.									
	Enclosure and/or isolation of emission source which keeps a selected hazard "physically" away from the worker and ventilation that strategically "adds" and "removes" air in the work environment. Ventilation can remove or dilute an air contaminant if designed properly. The design of a ventilation system must match the particular process and chemical or contaminant in use. Employers may need to use multiple types of controls to prevent employee overexposure.									
	<ul style="list-style-type: none"> ▶ Local exhaust ventilation is required where solids are handled as powders or crystals; even when particulates are relatively large, a certain proportion will be powdered by mutual friction. ▶ Exhaust ventilation should be designed to prevent accumulation and recirculation of particulates in the workplace. ▶ If in spite of local exhaust an adverse concentration of the substance in air could occur, respiratory protection should be considered. Such protection might consist of: <ul style="list-style-type: none"> (a): particle dust respirators, if necessary, combined with an absorption cartridge; (b): filter respirators with absorption cartridge or canister of the right type; (c): fresh-air hoods or masks <ul style="list-style-type: none"> ▶ Build-up of electrostatic charge on the dust particle, may be prevented by bonding and grounding. ▶ Powder handling equipment such as dust collectors, dryers and mills may require additional protection measures such as explosion venting. 									
	Air contaminants generated in the workplace possess varying "escape" velocities which, in turn, determine the "capture velocities" of fresh circulating air required to efficiently remove the contaminant.									
	<table border="1"> <thead> <tr> <th>Type of Contaminant:</th> <th>Air Speed:</th> </tr> </thead> <tbody> <tr> <td>direct spray, spray painting in shallow booths, drum filling, conveyer loading, crusher dusts, gas discharge (active generation into zone of rapid air motion)</td> <td>1-2.5 m/s (200-500 ft/min)</td> </tr> <tr> <td>grinding, abrasive blasting, tumbling, high speed wheel generated dusts (released at high initial velocity into zone of very high rapid air motion).</td> <td>2.5-10 m/s (500-2000 ft/min)</td> </tr> </tbody> </table>	Type of Contaminant:	Air Speed:	direct spray, spray painting in shallow booths, drum filling, conveyer loading, crusher dusts, gas discharge (active generation into zone of rapid air motion)	1-2.5 m/s (200-500 ft/min)	grinding, abrasive blasting, tumbling, high speed wheel generated dusts (released at high initial velocity into zone of very high rapid air motion).	2.5-10 m/s (500-2000 ft/min)			
	Type of Contaminant:	Air Speed:								
	direct spray, spray painting in shallow booths, drum filling, conveyer loading, crusher dusts, gas discharge (active generation into zone of rapid air motion)	1-2.5 m/s (200-500 ft/min)								
	grinding, abrasive blasting, tumbling, high speed wheel generated dusts (released at high initial velocity into zone of very high rapid air motion).	2.5-10 m/s (500-2000 ft/min)								
Within each range the appropriate value depends on:										
<table border="1"> <thead> <tr> <th>Lower end of the range</th> <th>Upper end of the range</th> </tr> </thead> <tbody> <tr> <td>1: Room air currents minimal or favourable to capture</td> <td>1: Disturbing room air currents</td> </tr> <tr> <td>2: Contaminants of low toxicity or of nuisance value only</td> <td>2: Contaminants of high toxicity</td> </tr> <tr> <td>3: Intermittent, low production.</td> <td>3: High production, heavy use</td> </tr> <tr> <td>4: Large hood or large air mass in motion</td> <td>4: Small hood-local control only</td> </tr> </tbody> </table>	Lower end of the range	Upper end of the range	1: Room air currents minimal or favourable to capture	1: Disturbing room air currents	2: Contaminants of low toxicity or of nuisance value only	2: Contaminants of high toxicity	3: Intermittent, low production.	3: High production, heavy use	4: Large hood or large air mass in motion	4: Small hood-local control only
Lower end of the range	Upper end of the range									
1: Room air currents minimal or favourable to capture	1: Disturbing room air currents									
2: Contaminants of low toxicity or of nuisance value only	2: Contaminants of high toxicity									
3: Intermittent, low production.	3: High production, heavy use									
4: Large hood or large air mass in motion	4: Small hood-local control only									
Simple theory shows that air velocity falls rapidly with distance away from the opening of a simple extraction pipe. Velocity generally decreases with the square of distance from the extraction point (in simple cases). Therefore the air speed at the extraction point should be adjusted, accordingly, after reference to distance from the contaminating source. The air velocity at the extraction fan, for example, should be a minimum of 4-10 m/s (800-2000 ft/min) for extraction of crusher dusts generated 2 metres distant from the extraction point. Other mechanical considerations, producing performance deficits within the extraction apparatus, make it essential that theoretical air velocities are multiplied by factors of 10 or more when extraction systems are installed or used.										

ParaPost® Taper Lux

8.2.2. Personal protection					
Eye and face protection	<ul style="list-style-type: none"> ▸ Safety glasses with side shields. ▸ Chemical goggles. ▸ Contact lenses may pose a special hazard; soft contact lenses may absorb and concentrate irritants. A written policy document, describing the wearing of lenses or restrictions on use, should be created for each workplace or task. This should include a review of lens absorption and adsorption for the class of chemicals in use and an account of injury experience. Medical and first-aid personnel should be trained in their removal and suitable equipment should be readily available. In the event of chemical exposure, begin eye irrigation immediately and remove contact lens as soon as practicable. Lens should be removed at the first signs of eye redness or irritation - lens should be removed in a clean environment only after workers have washed hands thoroughly. [CDC NIOSH Current Intelligence Bulletin 59], [AS/NZS 1336 or national equivalent] 				
Skin protection	See Hand protection below				
Hands/feet protection	<p>NOTE:</p> <ul style="list-style-type: none"> ▸ The material may produce skin sensitisation in predisposed individuals. Care must be taken, when removing gloves and other protective equipment, to avoid all possible skin contact. ▸ Contaminated leather items, such as shoes, belts and watch-bands should be removed and destroyed. <p>The selection of suitable gloves does not only depend on the material, but also on further marks of quality which vary from manufacturer to manufacturer. Where the chemical is a preparation of several substances, the resistance of the glove material can not be calculated in advance and has therefore to be checked prior to the application.</p> <p>The exact break through time for substances has to be obtained from the manufacturer of the protective gloves and has to be observed when making a final choice.</p> <p>Personal hygiene is a key element of effective hand care. Gloves must only be worn on clean hands. After using gloves, hands should be washed and dried thoroughly. Application of a non-perfumed moisturiser is recommended.</p> <p>Suitability and durability of glove type is dependent on usage. Important factors in the selection of gloves include:</p> <ul style="list-style-type: none"> · frequency and duration of contact, · chemical resistance of glove material, · glove thickness and · dexterity <p>Select gloves tested to a relevant standard (e.g. Europe EN 374, US F739, AS/NZS 2161.1 or national equivalent).</p> <ul style="list-style-type: none"> · When prolonged or frequently repeated contact may occur, a glove with a protection class of 5 or higher (breakthrough time greater than 240 minutes according to EN 374, AS/NZS 2161.10.1 or national equivalent) is recommended. · When only brief contact is expected, a glove with a protection class of 3 or higher (breakthrough time greater than 60 minutes according to EN 374, AS/NZS 2161.10.1 or national equivalent) is recommended. · Some glove polymer types are less affected by movement and this should be taken into account when considering gloves for long-term use. · Contaminated gloves should be replaced. <p>As defined in ASTM F-739-96 in any application, gloves are rated as:</p> <ul style="list-style-type: none"> · Excellent when breakthrough time > 480 min · Good when breakthrough time > 20 min · Fair when breakthrough time < 20 min · Poor when glove material degrades <p>For general applications, gloves with a thickness typically greater than 0.35 mm, are recommended.</p> <p>It should be emphasised that glove thickness is not necessarily a good predictor of glove resistance to a specific chemical, as the permeation efficiency of the glove will be dependent on the exact composition of the glove material. Therefore, glove selection should also be based on consideration of the task requirements and knowledge of breakthrough times.</p> <p>Glove thickness may also vary depending on the glove manufacturer, the glove type and the glove model. Therefore, the manufacturers technical data should always be taken into account to ensure selection of the most appropriate glove for the task.</p> <p>Note: Depending on the activity being conducted, gloves of varying thickness may be required for specific tasks. For example:</p> <ul style="list-style-type: none"> · Thinner gloves (down to 0.1 mm or less) may be required where a high degree of manual dexterity is needed. However, these gloves are only likely to give short duration protection and would normally be just for single use applications, then disposed of. · Thicker gloves (up to 3 mm or more) may be required where there is a mechanical (as well as a chemical) risk i.e. where there is abrasion or puncture potential <p>Gloves must only be worn on clean hands. After using gloves, hands should be washed and dried thoroughly. Application of a non-perfumed moisturiser is recommended.</p> <p>General warning: Do NOT use latex gloves! Use only recommended gloves - using the wrong gloves may increase the risk:</p> <table border="1" data-bbox="384 1792 1495 2161"> <tr> <td data-bbox="384 1792 758 1960"> <p>Exposure condition Short time use; (few minutes less than 0.5 hour) Little physical stress</p> </td> <td data-bbox="758 1792 1495 1960"> <p>Use of thin nitrile rubber gloves: Nitrile rubber (0.1 mm) Excellent tactility ("feel"), powder-free Disposable Inexpensive Give adequate protection to low molecular weigh acrylic monomers</p> </td> </tr> <tr> <td data-bbox="384 1960 758 2161"> <p>Exposure condition Medium time use; less than 4 hours Physical stress (opening drums, using tools, etc.)</p> </td> <td data-bbox="758 1960 1495 2161"> <p>Use of medium thick nitrile rubber gloves Nitrile rubber, NRL (latex) free; <0.45 mm Moderate tactility ("feel"), powder-free Disposable Moderate price Gives adequate protection for most acrylates up to 4 hours</p> </td> </tr> </table>	<p>Exposure condition Short time use; (few minutes less than 0.5 hour) Little physical stress</p>	<p>Use of thin nitrile rubber gloves: Nitrile rubber (0.1 mm) Excellent tactility ("feel"), powder-free Disposable Inexpensive Give adequate protection to low molecular weigh acrylic monomers</p>	<p>Exposure condition Medium time use; less than 4 hours Physical stress (opening drums, using tools, etc.)</p>	<p>Use of medium thick nitrile rubber gloves Nitrile rubber, NRL (latex) free; <0.45 mm Moderate tactility ("feel"), powder-free Disposable Moderate price Gives adequate protection for most acrylates up to 4 hours</p>
<p>Exposure condition Short time use; (few minutes less than 0.5 hour) Little physical stress</p>	<p>Use of thin nitrile rubber gloves: Nitrile rubber (0.1 mm) Excellent tactility ("feel"), powder-free Disposable Inexpensive Give adequate protection to low molecular weigh acrylic monomers</p>				
<p>Exposure condition Medium time use; less than 4 hours Physical stress (opening drums, using tools, etc.)</p>	<p>Use of medium thick nitrile rubber gloves Nitrile rubber, NRL (latex) free; <0.45 mm Moderate tactility ("feel"), powder-free Disposable Moderate price Gives adequate protection for most acrylates up to 4 hours</p>				

ParaPost® Taper Lux

	Do NOT give adequate protection to low molecular weight monomers at exposures longer than 1 hour
Exposure condition Long time Cleaning operations	Nitrile rubber, NRL (latex) free; >0.56 mm low tactility ("feel"), powder free High price Gives adequate protection for most acrylates in combination with commonly used solvents up to 8 hours Do NOT give adequate protection to low molecular weight monomers at exposures longer than 1 hour Avoid use of ketones and acetates in wash-up solutions.
	Where none of this gloves ensure safe handling (for example in long term handling of acrylates containing high levels of acetates and/ or ketones, use laminated multilayer gloves. Guide to the Classification and Labelling of UV/EB Acrylates Third edition, 231 October 2007 - Cefic Experience indicates that the following polymers are suitable as glove materials for protection against undissolved, dry solids, where abrasive particles are not present. <ul style="list-style-type: none"> ▸ polychloroprene. ▸ nitrile rubber. ▸ butyl rubber. ▸ fluorocautchouc. ▸ polyvinyl chloride. Gloves should be examined for wear and/ or degradation constantly.
Body protection	See Other protection below
Other protection	<ul style="list-style-type: none"> ▸ Overalls. ▸ P.V.C apron. ▸ Barrier cream. ▸ Skin cleansing cream. ▸ Eye wash unit.

Respiratory protection

Type -P Filter of sufficient capacity. (AS/NZS 1716 & 1715, EN 143:2000 & 149:2001, ANSI Z88 or national equivalent)

Required Minimum Protection Factor	Half-Face Respirator	Full-Face Respirator	Powered Air Respirator
up to 10 x ES	P1 Air-line*	- -	PAPR-P1 -
up to 50 x ES	Air-line**	P2	PAPR-P2
up to 100 x ES	-	P3	-
		Air-line*	-
100+ x ES	-	Air-line**	PAPR-P3

* - Negative pressure demand ** - Continuous flow

A(All classes) = Organic vapours, B AUS or B1 = Acid gasses, B2 = Acid gas or hydrogen cyanide(HCN), B3 = Acid gas or hydrogen cyanide(HCN), E = Sulfur dioxide(SO₂), G = Agricultural chemicals, K = Ammonia(NH₃), Hg = Mercury, NO = Oxides of nitrogen, MB = Methyl bromide, AX = Low boiling point organic compounds(below 65 degC)

- Respirators may be necessary when engineering and administrative controls do not adequately prevent exposures.
- The decision to use respiratory protection should be based on professional judgment that takes into account toxicity information, exposure measurement data, and frequency and likelihood of the worker's exposure - ensure users are not subject to high thermal loads which may result in heat stress or distress due to personal protective equipment (powered, positive flow, full face apparatus may be an option).
- Published occupational exposure limits, where they exist, will assist in determining the adequacy of the selected respiratory protection. These may be government mandated or vendor recommended.
- Certified respirators will be useful for protecting workers from inhalation of particulates when properly selected and fit tested as part of a complete respiratory protection program.
- Where protection from nuisance levels of dusts are desired, use type N95 (US) or type P1 (EN143) dust masks. Use respirators and components tested and approved under appropriate government standards such as NIOSH (US) or CEN (EU)
- Use approved positive flow mask if significant quantities of dust becomes airborne.
- Try to avoid creating dust conditions.

Class P2 particulate filters are used for protection against mechanically and thermally generated particulates or both.

P2 is a respiratory filter rating under various international standards, Filters at least 94% of airborne particles

Suitable for:

- Relatively small particles generated by mechanical processes eg. grinding, cutting, sanding, drilling, sawing.
- Sub-micron thermally generated particles e.g. welding fumes, fertilizer and bushfire smoke.
- Biologically active airborne particles under specified infection control applications e.g. viruses, bacteria, COVID-19, SARS

8.2.3. Environmental exposure controls

ParaPost® Taper Lux

See section 12

SECTION 9 Physical and chemical properties**9.1. Information on basic physical and chemical properties**

Appearance	Not Available		
Physical state	Solid	Relative density (Water = 1)	Not Available
Odour	No Odour	Partition coefficient n-octanol / water	Not Available
Odour threshold	Not Available	Auto-ignition temperature (°C)	Not Available
pH (as supplied)	Not Available	Decomposition temperature (°C)	Not Available
Melting point / freezing point (°C)	Not Available	Viscosity (cSt)	Not Available
Initial boiling point and boiling range (°C)	Not Available	Molecular weight (g/mol)	Not Available
Flash point (°C)	Not Available	Taste	Not Available
Evaporation rate	Not Available	Explosive properties	Not Available
Flammability	Not Available	Oxidising properties	Not Available
Upper Explosive Limit (%)	Not Available	Surface Tension (dyn/cm or mN/m)	Not Applicable
Lower Explosive Limit (%)	Not Available	Volatile Component (%vol)	Not Available
Vapour pressure (kPa)	Not Available	Gas group	Not Available
Solubility in water	Immiscible	pH as a solution (1%)	Not Available
Vapour density (Air = 1)	Not Available	VOC g/L	Not Available
Nanoform Solubility	Not Available	Nanoform Particle Characteristics	Not Available
Particle Size	Not Available		

9.2. Other information

Not Available

SECTION 10 Stability and reactivity

10.1. Reactivity	See section 7.2
10.2. Chemical stability	<ul style="list-style-type: none"> ▶ Unstable in the presence of incompatible materials. ▶ Product is considered stable. ▶ Hazardous polymerisation will not occur.
10.3. Possibility of hazardous reactions	See section 7.2
10.4. Conditions to avoid	See section 7.2
10.5. Incompatible materials	See section 7.2
10.6. Hazardous decomposition products	See section 5.3

SECTION 11 Toxicological information**11.1. Information on toxicological effects**

Inhaled	Evidence shows, or practical experience predicts, that the material produces irritation of the respiratory system, in a substantial number of individuals, following inhalation. In contrast to most organs, the lung is able to respond to a chemical insult by first removing or neutralising the irritant and then repairing the damage. The repair process, which initially evolved to protect mammalian lungs from foreign matter and antigens, may however, produce further lung damage resulting in the impairment of gas exchange, the primary function of the lungs. Respiratory tract irritation often results in an inflammatory response involving the recruitment and activation of many cell types, mainly derived from the vascular system.
----------------	--

Continued...

ParaPost® Taper Lux

	<p>No report of respiratory illness in humans as a result of exposure to multifunctional acrylates has been found. Similarly evidence of systemic damage does not appear to exist.</p> <p>Persons with impaired respiratory function, airway diseases and conditions such as emphysema or chronic bronchitis, may incur further disability if excessive concentrations of particulate are inhaled.</p> <p>If prior damage to the circulatory or nervous systems has occurred or if kidney damage has been sustained, proper screenings should be conducted on individuals who may be exposed to further risk if handling and use of the material result in excessive exposures.</p> <p>The toxicology of rare earth metal oxides has been determined by pathological and biochemical examination of rodents exposed to the oxides by oral, intraperitoneal or endotracheal routes. Weakly expressed general toxic action of the oxides is seen in acute and prolonged exposure. The dusts cause pronounced changes in the lungs. (The oxides of the rare earth metals are significantly less toxic than their salts.)</p> <p>Symptoms of exposure to rare earth oxides are coughing, congestion, granuloma in lungs and haemoglobinaemia.</p> <p>Rare earths may cause impairment of blood clotting.</p> <p>Exposure to rare earth oxide vapours has been reported to result in sensitivity to heat, itching, and an increased awareness of odour and taste, bronchiolitis, sub-acute bronchiolitis (inflammation of the bronchial tubes), acute transient chemical pneumonitis (inflammation of the lungs caused by chemical irritation), focal hypertrophia (excessive development of an organ), emphysema, regional bronchiolar stricturing, cellular eosinophilia (abnormal increase in the number of leucocytes with cytoplasmic inclusions, in the blood that is characteristic of allergic reactions), and, in some cases, fatal delayed chemical hyperemia (excess of blood in a body part).</p> <p>Intratracheal administration to animals of some rare earth oxides, has been reported to cause changes ranging from mild to marked fibrosis (a condition marked by the increase of interstitial fibrous tissue), emphysema (a condition of the lungs marked by abnormal dilation of the its air spaces and distension of its walls), small white nodules, granulomas (a mass or nodule of chronically inflamed tissue with granulations that are generally associated with an infective process), giant cells, and accumulation of dust in the lungs.</p> <p>In rare fatal cases of exposure to the rare-earth fluoride and/or oxide mixtures, delayed chemical hyperaemia has occurred. Lung granulomas have also been seen in experimental animals.</p>
<p style="text-align: center;">Ingestion</p>	<p>The material has NOT been classified by EC Directives or other classification systems as "harmful by ingestion". This is because of the lack of corroborating animal or human evidence. The material may still be damaging to the health of the individual, following ingestion, especially where pre-existing organ (e.g liver, kidney) damage is evident. Present definitions of harmful or toxic substances are generally based on doses producing mortality rather than those producing morbidity (disease, ill-health). Gastrointestinal tract discomfort may produce nausea and vomiting. In an occupational setting however, ingestion of insignificant quantities is not thought to be cause for concern.</p>
<p style="text-align: center;">Skin Contact</p>	<p>Evidence exists, or practical experience predicts, that the material either produces inflammation of the skin in a substantial number of individuals following direct contact, and/or produces significant inflammation when applied to the healthy intact skin of animals, for up to four hours, such inflammation being present twenty-four hours or more after the end of the exposure period.</p> <p>Skin irritation may also be present after prolonged or repeated exposure; this may result in a form of contact dermatitis (nonallergic). The dermatitis is often characterised by skin redness (erythema) and swelling (oedema) which may progress to blistering (vesiculation), scaling and thickening of the epidermis. At the microscopic level there may be intercellular oedema of the spongy layer of the skin (spongiosis) and intracellular oedema of the epidermis.</p> <p>The material may accentuate any pre-existing dermatitis condition</p> <p>Skin contact is not thought to have harmful health effects (as classified under EC Directives); the material may still produce health damage following entry through wounds, lesions or abrasions.</p> <p>Open cuts, abraded or irritated skin should not be exposed to this material</p>
<p style="text-align: center;">Eye</p>	<p>Evidence exists, or practical experience predicts, that the material may cause eye irritation in a substantial number of individuals and/or may produce significant ocular lesions which are present twenty-four hours or more after instillation into the eye(s) of experimental animals.</p> <p>Repeated or prolonged eye contact may cause inflammation characterised by temporary redness (similar to windburn) of the conjunctiva (conjunctivitis); temporary impairment of vision and/or other transient eye damage/ulceration may occur.</p>
<p style="text-align: center;">Chronic</p>	<p>Long-term exposure to respiratory irritants may result in disease of the airways involving difficult breathing and related systemic problems.</p> <p>Practical experience shows that skin contact with the material is capable either of inducing a sensitisation reaction in a substantial number of individuals, and/or of producing a positive response in experimental animals.</p> <p>Substances that can cause occupational asthma (also known as asthmagens and respiratory sensitisers) can induce a state of specific airway hyper-responsiveness via an immunological, irritant or other mechanism. Once the airways have become hyper-responsive, further exposure to the substance, sometimes even to tiny quantities, may cause respiratory symptoms. These symptoms can range in severity from a runny nose to asthma. Not all workers who are exposed to a sensitiser will become hyper-responsive and it is impossible to identify in advance who are likely to become hyper-responsive.</p> <p>Substances than can cause occupational asthma should be distinguished from substances which may trigger the symptoms of asthma in people with pre-existing air-way hyper-responsiveness. The latter substances are not classified as asthmagens or respiratory sensitisers</p> <p>Wherever it is reasonably practicable, exposure to substances that can cause occupational asthma should be prevented. Where this is not possible the primary aim is to apply adequate standards of control to prevent workers from becoming hyper-responsive.</p> <p>Activities giving rise to short-term peak concentrations should receive particular attention when risk management is being considered. Health surveillance is appropriate for all employees exposed or liable to be exposed to a substance which may cause occupational asthma and there should be appropriate consultation with an occupational health professional over the degree of risk and level of surveillance.</p> <p>Limited evidence suggests that repeated or long-term occupational exposure may produce cumulative health effects involving organs or biochemical systems.</p> <p>Bisphenol A exhibits hormone-like properties that raise concern about its suitability in consumer products and food containers.</p>

ParaPost® Taper Lux

Bisphenol A is thought to be an endocrine disruptor which can mimic oestrogen and may lead to negative health effects. More specifically, bisphenol A closely mimics the structure and function of the hormone oestradiol with the ability to bind to and activate the same oestrogen receptor as the natural hormone. The presence of the p-hydroxy group on the benzene rings is thought to be responsible for the oestradiol mimicry.

Early developmental stages appear to be the period of greatest sensitivity to its effects and some studies have linked prenatal exposure to later physical and neurological difficulties. Regulatory bodies have determined safety levels for humans, but those safety levels are being questioned or are under review.

A 2009 study on Chinese workers in bisphenol A factories found that workers were four times more likely to report erectile dysfunction, reduced sexual desire and overall dissatisfaction with their sex life than workers with no heightened bisphenol A exposure. Bisphenol A workers were also seven times more likely to have ejaculation difficulties. They were also more likely to report reduced sexual function within one year of beginning employment at the factory, and the higher the exposure, the more likely they were to have sexual difficulties.

Bisphenol A in weak concentrations is sufficient to produce a negative reaction on the human testicle. The researchers found that a concentration equal to 2 ug/ litre of bisphenol A in the culture medium, a concentration equal to the average concentration generally found in the blood, urine and amniotic fluid of the population, was sufficient to produce the effects. The researchers believe that exposure of pregnant women to bisphenol A may be one of the causes of congenital masculinisation defects of the hypospadias and cryptorchidism types the frequency of which has doubled overall since the 70's. They also suggested that "it is also possible that bisphenol A contributes to a reduction in the production of sperm and the increase in the incidence of testicular cancer in adults that have been observed in recent decades"

One review has concluded that obesity may be increased as a function of bisphenol A exposure, which "...merits concern among scientists and public health officials"

One study demonstrated that adverse neurological effects occur in non-human primates regularly exposed to bisphenol A at levels equal to the United States Environmental Protection Agency's (EPA) maximum safe dose of 50 ug/kg/day This research found a connection between bisphenol A and interference with brain cell connections vital to memory, learning, and mood.

A further review concluded that bisphenol-A has been shown to bind to thyroid hormone receptor and perhaps have selective effects on its functions. Carcinogenicity studies have shown increases in leukaemia and testicular interstitial cell tumours in male rats. However, "these studies have not been considered as convincing evidence of a potential cancer risk because of the doubtful statistical significance of the small differences in incidences from controls". Another in vitro study has concluded that bisphenol A is able to induce neoplastic transformation in human breast epithelial cells.[whilst a further study concluded that maternal oral exposure to low concentrations of bisphenol A, during lactation, increases mammary carcinogenesis in a rodent model. In vitro studies have suggested that bisphenol A can promote the growth of neuroblastoma cells and potentially promotes invasion and metastasis of neuroblastoma cells. Newborn rats exposed to a low-dose of bisphenol A (10 ug/kg) showed increased prostate cancer susceptibility when adults. At least one study has suggested that bisphenol A suppresses DNA methylation which is involved in epigenetic changes.

Bisphenol A is the isopropyl adduct of 4,4'-dihydroxydiphenyl oxide (DHDPO). A series of DHDPO analogues have been investigated as potential oestrogen receptor/anti-tumour drug carriers in the development of a class of therapeutic drugs called "cytostatic hormones". Oestrogenic activity is induced with 1 to 100 mg/kg body weight in animal models. Bisphenol A sealants are frequently used in dentistry for treatment of dental pits and fissures. Samples of saliva collected from dental patients during a 1-hour period following application contain the monomer. A bisphenol-A sealant has been shown to be oestrogenic in vitro; such sealants may represent an additional source of xenoestrogens in humans and may be the cause of additional concerns in children.

Concerns have been raised about the possible developmental effects on the foetus/embryo or neonate resulting from the leaching of bisphenol A from epoxy linings in metal cans which come in contact with food-stuffs.

Many drugs, including naproxen, salicylic acid, carbamazepine and mefenamic acid can, in vitro, significantly inhibit bisphenol A glucuronidation (detoxification).

BPA belongs to the list of compounds having this property as the rodent models have shown that BPA exposure is linked with increased body weight (obesogens). Several mechanisms can help explain the effect of BPA on body weight increase. A possible mechanism leading to triglyceride accumulation is the decreased production of the hormone adiponectin from all human adipose tissue tested when exposed to very low levels (below nanomolar range) of BPA in cell or explant culture settings. The expression of leptin as well as several enzymes and transcription factors is also affected by BPA exposure in vivo as well as in vitro.

Together, the altered expression and activity of these important mediators of fat metabolism could explain the increase in weight following BPA exposure in rodent models. These results also suggest that, together with other obesogens, low, environmentally relevant levels of BPA may contribute to the human obesity phenomenon.

On the basis, primarily, of animal experiments, concern has been expressed by at least one classification body that the material may produce carcinogenic or mutagenic effects; in respect of the available information, however, there presently exists inadequate data for making a satisfactory assessment.

ParaPost® Taper Lux	TOXICITY	IRRITATION
	Not Available	Not Available
bisphenol A dimethacrylate, ethoxylated	TOXICITY	IRRITATION
	dermal (rat) LD50: >2000 mg/kg ^[1]	Not Available
	Oral (Rat) LD50; >2000 mg/kg ^[1]	
diurethane dimethacrylate	TOXICITY	IRRITATION
	dermal (rat) LD50: >2000 mg/kg ^[1]	Eye: no adverse effect observed (not irritating) ^[1]
	Oral (Rat) LD50; >2000 mg/kg ^[2]	Skin: no adverse effect observed (not irritating) ^[1]

ParaPost® Taper Lux

hexanediol dimethacrylate	TOXICITY	IRRITATION
	Oral (Rat) LD50; >2000 mg/kg ^[1]	Skin: no adverse effect observed (not irritating) ^[1]
4-methacryloxyethyl trimellitic anhydride	TOXICITY	IRRITATION
	Oral (Rat) LD50; >2000 mg/kg ^[2]	Not Available
ethyl(2,4,6-trimethylbenzoyl)phenylphosphinate	TOXICITY	IRRITATION
	dermal (rat) LD50: >=2000 mg/kg ^[1]	Eye: no adverse effect observed (not irritating) ^[1]
	Oral (Rat) LD50; >5000 mg/kg ^[1]	Skin: no adverse effect observed (not irritating) ^[1]
ytterbium(III) fluoride	TOXICITY	IRRITATION
	Oral (Rat) LD50; >2000 mg/kg ^[1]	Skin: no adverse effect observed (not irritating) ^[1]

Legend:

1. Value obtained from Europe ECHA Registered Substances - Acute toxicity 2. Value obtained from manufacturer's SDS. Unless otherwise specified data extracted from RTECS - Register of Toxic Effect of chemical Substances

ParaPost® Taper Lux	<p>The various members of the bisphenol family produce hormone like effects, seemingly as a result of binding to estrogen receptor-related receptors (ERRs; not to be confused with estrogen receptors)</p> <p>A suspected estrogen-related receptors (ERR) binding agent:</p> <p>Estrogen-related receptors (ERR, oestrogen-related receptors) are so named because of sequence homology with estrogen receptors but do not appear to bind estrogens or other tested steroid hormones. The ERR family have been demonstrated to control energy homeostasis, oxidative metabolism and mitochondrial biogenesis ,while effecting mammalian physiology in the heart, brown adipose tissue, white adipose tissue, placenta, macrophages, and demonstrated additional roles in diabetes and cancer.</p> <p>ERRs bind enhancers throughout the genome where they exert effects on gene regulation</p> <p>Although their overall functions remain uncertain, they also share DNA-binding sites, co-regulators, and target genes with the conventional estrogen receptors ERalpha and ERbeta and may function to modulate estrogen signaling pathways.</p> <ul style="list-style-type: none"> · ERR-alpha has wide tissue distribution but it is most highly expressed in tissues that preferentially use fatty acids as energy sources such as kidney, heart, brown adipose tissue, cerebellum, intestine, and skeletal muscle. ERRalpha has been detected in normal adrenal cortex tissues, in which its expression is possibly related to adrenal development, with a possible role in fetal adrenal function, in dehydroepiandrosterone (DHEAS) production in adrenarache, and also in steroid production of post-adrenarache/adult life. DHEA and other adrenal androgens such as androstenedione, although relatively weak androgens, are responsible for the androgenic effects of adrenarache, such as early pubic and axillary hair growth, adult-type body odor, increased oiliness of hair and skin, and mild acne. · ERR-beta is a nuclear receptor . Its function is unknown; however, a similar protein in mouse plays an essential role in placental development · ERR-gamma is a nuclear receptor that behaves as a constitutive activator of transcription. There is evidence that bisphenol A functions as an endocrine disruptor by binding strongly to ERRgamma BPA as well as its nitrated and chlorinated metabolites seems to binds strongly to ERR-gamma (dissociation constant = 5.5 nM), but not to the estrogen receptor (ER). BPA binding to ERR-gamma preserves its basal constitutive activity.Different expression of ERR-gamma in different parts of the body may account for variations in bisphenol A effects. For instance, ERR-gamma has been found in high concentration in the placenta, explaining reports of high bisphenol A accumulation there
DIURETHANE DIMETHACRYLATE	<p>* Possible carcinogen; possible sensitizer; possible irreversible effects * Polysciences MSDS The skin sensitising potential of the test substance was investigated in a Local Lymph Node Assay (LLNA) in mice according to OECD Guideline 429 and in compliance with GLP (Vogel, 2009). The highest technically achievable test substance concentration was 50% (w/w) in dimethylformamide. To determine the highest non-irritant test concentration, a pre-test was performed in two animals. Two mice were treated with concentrations of 25 and 50% each on three consecutive days. No signs of irritation or systemic toxicity were observed at the tested concentrations. In the main study, four female CBA/CaOlaHsd mice per test group were treated with the test substance at concentrations of 10, 25 and 50% (w/w) in dimethylformamide or with vehicle alone for three consecutive days by open application on the ears (25 µL/ear). Three days after the last exposure, all animals were injected with 3H-methyl thymidine and approximately after five hours the draining (auricular) lymph nodes were excised and pooled for each test group. After precipitating the DNA of the lymph node cells, radioactivity measurements were performed. Treatment with test substance concentrations of 10, 25 and 50% (w/w) in dimethylformamide resulted in DPM values per lymph node of 1266.3, 1363.5 and 3562.1, respectively. The SI values calculated for the substance concentrations 10, 25 and 50% were 1.58, 1.70 and 4.44, respectively. The EC3 value was calculated to be 36.9%. Based on the results, the test substance was regarded as a skin sensitizer under the conditions of the test. Repeat Dose Toxicity: NOAEL = 100 mg/kg bw/day for males NOAEL = 300 mg/kg bw/day for females The lowest observed adverse effect level (LOAEL) in male animals is 300 mg/kg bw/day. According to Annex I of Regulation (EC) No 1272/2008 classification as STOT RE Category 2 is applicable, when significant toxic effects observed in a 90-day repeated-dose study conducted in experimental animals are seen to occur within the guidance value ranges of 10 < C = 100 mg/kg bw/day. These guidance values can be used as a basis to extrapolate equivalent guidance values for toxicity studies of greater or lesser duration, using dose/exposure time extrapolation</p>

ParaPost® Taper Lux

similar to Habers rule for inhalation, which states essentially that the effective dose is directly proportional to the exposure concentration and the duration of exposure. The assessment shall be done on a case-by-case basis; for a 28-day study the guidance value is increased by a factor of three. The available repeated dose toxicity study was conducted in combination with the reproductive/developmental toxicity screening test. Male animals were exposed to the test substance for 56 days. Thus, the guidance value is increased by a factor of 1.6 leading to a guidance value range of $16 < C = 160$ mg/kg bw/day for a classification as STOT RE Category 2. The LOAEL of 300 mg/kg/bw/day in the present study is above the guidance value for a classification with regard to repeated exposure. Thus, the available data on oral repeated dose toxicity do not meet the criteria for classification according to Regulation (EC) No 1272/2008, and is therefore conclusive but not sufficient for classification. Genetic toxicity: The available data on genetic toxicity are not sufficient for classification according to Regulation (EC) No 1272/2008. Gene mutation in bacteria A bacterial gene mutation assay with the test substance was performed in accordance with OECD Guideline 471 and in compliance with GLP (Paulus, 2009). In two independent experiments, the Salmonella typhimurium strains TA 97a, TA 98, TA 100, TA 102 and TA 1535 were exposed to the test substance dissolved in DMSO using either the preincubation or the plate incorporation method. Test substance concentrations of 50, 150, 500, 1501 and 5004 µg/plate were selected for the plate incorporation test with and without metabolic activation. In the second experiment, 312, 624, 1247, 2493 and 4986 µg/plate were selected for the preincubation method with and without metabolic activation. No signs of cytotoxicity were observed up to and including the limit concentration. Up to 5000 µg/plate, the test substance did not induce an increase in the mutation frequency of the tester strains in the presence and absence of a metabolic activation system. The determined vehicle values for the spontaneous revertants of the controls and all positive control values were within the range of historical data. Under the conditions of this experiment, the test substance did not show mutagenicity in the selected S. typhimurium strains in the presence and absence of metabolic activation. In vitro cytogenetic An in vitro micronucleus assay was performed with the test substance (Schweikl, 2001). In two independent experiments, Chinese hamster lung fibroblasts were exposed to the test substance dissolved in DMSO at concentrations of 11.75, 23.5, 35.25 µg/mL for 24 h in the absence of metabolic activation. Cytotoxicity of the test substance was observed and the TC50 value was assessed to be 24 µg/mL. At cytotoxic concentration levels of the test substance (= 24 µg/mL) the numbers of micronuclei were slightly increased in the absence of metabolic activation. Ethyl methanesulphonate was used as positive control and produced a distinct increase in micronuclei frequency indicating that the test conditions were adequate. Under the conditions of this experiment, the potential of the test substance to induce micronuclei is equivocal. In vitro mutagenicity in mammalian cells An in vitro HPRT assay was performed with the test substance (Schweikl, 1998). In three replicate cultures Chinese hamster lung fibroblasts were exposed to the test substance dissolved in DMSO at concentrations of 11.75, 23.5, 35.25 µg/mL for 24 h in the absence of metabolic activation. Cytotoxicity of the test substance was observed at concentrations = 23.5 µg/mL. No mutagenic activity of UDMA was detected. Ethyl methanesulphonate was used as positive control and produced a distinct increase in mutant frequency indicating that the test conditions were adequate. Thus, under the conditions of this experiment, the test substance did not show mutagenicity in V79 cells without metabolic activation. Due to the positive result in the in vitro micronucleus test without metabolic activation at cytotoxic concentrations a micronucleus test in vivo should be conducted to conclude on genotoxic potential of the test substance. Reproductive toxicity: The available data on toxicity to reproduction do not meet the criteria for classification according to Regulation (EC) 1272/2008, and are therefore conclusive but not sufficient for classification. reproductive toxicity: NOAEL \geq 1000 mg/kg bw/day for males and females of the parental generation systemic toxicity: NOAEL = 100 mg/kg bw/day for males and 300 mg/kg bw/day for females of the parental generation A reliable sub-acute study regarding reproductive/developmental toxicity is available for the test substance. The potential reproductive or developmental toxicity of the test substance was assessed in a sub-acute combined repeated dose toxicity study with the reproductive/developmental toxicity screening test in Hsd.Han: Wistar rats performed according to OECD Guideline 422 and in compliance with GLP. Three groups of 12 male and 12 female rats received the test substance in polyethylene glycol as vehicle at doses of 100, 300 or 600 mg/kg bw/day orally via gavage at concentrations of 0, 25, 75 and 150 mg/mL corresponding to a 4 mL/kg bw dosing volume. A control group of 12 animals/sex received the vehicle only. In addition, 5 animals/sex were added to the control and high dose group to assess the reversibility of any effects observed at the high dose level (recovery group). All animals of the parental generation were dosed prior to mating (14 days) and throughout mating. In addition, males received the test item or vehicle after mating up to the day before necropsy (altogether for 56 days). Females were additionally exposed through the gestation period and up to lactation days 13 - 21, i.e. up to the day before necropsy (altogether for 56, 57 or 64 days). Observations included mortality, clinical signs, body weight, food consumption, mating, pregnancy and delivery process, lactation as well as development of offspring. The dams were allowed to litter, and rear their offspring up to day 13 post-partum. Litters were weighed and offspring were observed for possible abnormalities and were euthanized on post-natal day 13 or shortly thereafter. Blood samples were collected for determination of serum levels of thyroid hormones (T4) from all pups per litter at termination on post-natal day 13. No adverse effect on mortality, clinical signs, body weight or necropsy findings were detected in the offspring terminated as scheduled. Thyroid hormone levels (T4) in pups on post-natal day 13 were not affected. The anogenital distance (male and female) or nipple retention (male) was not affected due to treatment with the test substance. For the parental animals pale livers and histopathological changes in the liver (hepatic lipidosis) were observed at 300 mg/kg bw/day for males and 1000 mg/kg bw/day for females. Thus, under the conditions of this study, the NOAEL of the test substance for systemic toxicity of the parental generation following oral administration via gavage for 56 days is 100 mg/kg bw/day in male Wistar rats. The corresponding NOAEL in female Wistar rats following oral administration via gavage for 56, 57 or 64 days is 300 mg/kg bw/day. The corresponding NOAEL for the offspring is 1000 mg/kg bw/day. * REACH Dossier

ParaPost® Taper Lux

<p>ParaPost® Taper Lux & BISPENOL A DIMETHACRYLATE, ETHOXYLATED & DIURETHANE DIMETHACRYLATE & HEXANEDIOL DIMETHACRYLATE & YTTERBIUM(III) FLUORIDE</p>	<p>Asthma-like symptoms may continue for months or even years after exposure to the material ends. This may be due to a non-allergic condition known as reactive airways dysfunction syndrome (RADS) which can occur after exposure to high levels of highly irritating compound. Main criteria for diagnosing RADS include the absence of previous airways disease in a non-atopic individual, with sudden onset of persistent asthma-like symptoms within minutes to hours of a documented exposure to the irritant. Other criteria for diagnosis of RADS include a reversible airflow pattern on lung function tests, moderate to severe bronchial hyperreactivity on methacholine challenge testing, and the lack of minimal lymphocytic inflammation, without eosinophilia. RADS (or asthma) following an irritating inhalation is an infrequent disorder with rates related to the concentration of and duration of exposure to the irritating substance. On the other hand, industrial bronchitis is a disorder that occurs as a result of exposure due to high concentrations of irritating substance (often particles) and is completely reversible after exposure ceases. The disorder is characterized by difficulty breathing, cough and mucus production.</p>
<p>ParaPost® Taper Lux & BISPENOL A DIMETHACRYLATE, ETHOXYLATED & DIURETHANE DIMETHACRYLATE & 4-METHACRYLOXYETHYL TRIMELLITIC ANHYDRIDE & ETHYL(2,4,6-TRIMETHYLBENZOYL)PHENYLPHOSPHINATE</p>	<p>The following information refers to contact allergens as a group and may not be specific to this product. Contact allergies quickly manifest themselves as contact eczema, more rarely as urticaria or Quincke's oedema. The pathogenesis of contact eczema involves a cell-mediated (T lymphocytes) immune reaction of the delayed type. Other allergic skin reactions, e.g. contact urticaria, involve antibody-mediated immune reactions. The significance of the contact allergen is not simply determined by its sensitisation potential: the distribution of the substance and the opportunities for contact with it are equally important. A weakly sensitising substance which is widely distributed can be a more important allergen than one with stronger sensitising potential with which few individuals come into contact. From a clinical point of view, substances are noteworthy if they produce an allergic test reaction in more than 1% of the persons tested.</p>
<p>ParaPost® Taper Lux & BISPENOL A DIMETHACRYLATE, ETHOXYLATED</p>	<p>The chemical structure of hydroxylated diphenylalkanes or bisphenols consists of two phenolic rings joined together through a bridging carbon. This class of endocrine disruptors that mimic oestrogens is widely used in industry, particularly in plastics.</p> <p>Bisphenol A (BPA) and some related compounds exhibit oestrogenic activity in human breast cancer cell line MCF-7, but there were remarkable differences in activity. Several derivatives of BPA exhibited significant thyroid hormonal activity towards rat pituitary cell line GH3, which releases growth hormone in a thyroid hormone-dependent manner. However, BPA and several other derivatives did not show such activity. Results suggest that the 4-hydroxyl group of the A-phenyl ring and the B-phenyl ring of BPA derivatives are required for these hormonal activities, and substituents at the 3,5-positions of the phenyl rings and the bridging alkyl moiety markedly influence the activities.</p> <p>Bisphenols promoted cell proliferation and increased the synthesis and secretion of cell type-specific proteins. When ranked by proliferative potency, the longer the alkyl substituent at the bridging carbon, the lower the concentration needed for maximal cell yield; the most active compound contained two propyl chains at the bridging carbon. Bisphenols with two hydroxyl groups in the para position and an angular configuration are suitable for appropriate hydrogen bonding to the acceptor site of the oestrogen receptor.</p> <p>In vitro cell models were used to evaluate the ability of 22 bisphenols (BPs) to induce or inhibit estrogenic and androgenic activity. BPA, Bisphenol AF (BPAF), bisphenol Z (BPZ), bisphenol C (BPC), tetramethyl bisphenol A (TMBPA), bisphenol S (BPS), bisphenol E (BPE), 4,4-bisphenol F (4,4-BPF), bisphenol AP (BPAP), bisphenol B (BPB), tetrachlorobisphenol A (TCBPA), and benzylparaben (PHBB) induced estrogen receptor (ER)alpha and/or ERbeta-mediated activity. With the exception of BPS, TCBPA, and PHBB, these same BPs were also androgen receptor (AR) antagonists. Bisphenol P (BPP) selectively inhibited ERbeta-mediated activity and 4-(4-phenylmethoxyphenyl)sulfonylphenol (BPS-MPE) and 2,4-bisphenol S (2,4-BPS) selectively inhibited ERalpha-mediated activity. None of the BPs induced AR-mediated activity.</p>
<p>ParaPost® Taper Lux & YTTERBIUM(III) FLUORIDE</p>	<p>Symptoms of acute lanthanide toxicity in rats are immediate defecation, writhing, ataxia (the inability to coordinate voluntary muscular movement), sedation, laboured respiration and reduced activity. Death is due mainly to respiratory and cardiac failure. The rare earths exhibit low toxicity following ingestion but may be toxic by the intraperitoneal route and mildly toxic when administered by the subcutaneous route. The production of skin and lung granulomas, following exposure, may also occur.</p> <p>for typical lanthanides:</p> <p>The symptoms of toxicity of the rare earth elements include writhing, ataxia, labored respiration, walking on the toes with arched back and sedation. The rare earth elements exhibit low toxicity by ingestion exposure. However, the intraperitoneal route may be highly toxic while the subcutaneous route is poison to moderately toxic. The production of skin and lung granulomas after exposure to them requires extensive protection to prevent such exposure.</p> <p>Chronic Inhalation Toxicity: An accumulation of insoluble lanthanide particles has been observed in the respiratory tract of humans following chronic occupational exposure and in rodents following chronic exposure to a similar lanthanide cerium oxide. Lymphoid hyperplasia in the bronchial lymph nodes was the critical inhalation health effect identified by the USEPA in a 2008 toxicological review of cerium oxide.</p> <p>Developmental/Reproductive Toxicity: Lanthanum carbonate, did not affect fertility or produce any harm to the fetus in a rat study.</p> <p>Mutagenicity: Cerium oxide, was negative in the Ames bacterial mutagenic test using bacterial strains TA135, TA1537, TA98, TA100, TA102, and WP2uvrA., and in the mouse in vivo micronucleus assay.</p> <p>Carcinogenicity: Lanthanum carbonate, was not carcinogenic in a two-year oral rat study. Not assessed by IARC, NTP, or USEPA.</p>
<p>ParaPost® Taper Lux & BISPENOL A DIMETHACRYLATE, ETHOXYLATED & DIURETHANE DIMETHACRYLATE & HEXANEDIOL DIMETHACRYLATE</p>	<p>UV (ultraviolet)/ EB (electron beam) acrylates are generally of low toxicity</p> <p>UV/EB acrylates are divided into two groups; "stenomeric" and "eurymeric" acrylates.</p> <p>The first group consists of well-defined acrylates which can be described by a simple idealised chemical; they are low molecular weight species with a very narrow weight distribution profile.</p> <p>The eurymeric acrylates cannot be described by an idealised structure and may differ fundamentally between</p>

ParaPost® Taper Lux

	<p>various suppliers; they are of relatively high molecular weight and possess a wide weight distribution. Stenomeric acrylates are usually more hazardous than the eurymeric substances. Stenomeric acrylates are also well defined which allows comparison and exchange of toxicity data - this allows more accurate classification.</p> <p>The stenomerics cannot be classified as a group; they exhibit substantial variation.</p> <p>Based on the available oncogenicity data and without a better understanding of the carcinogenic mechanism the Health and Environmental Review Division (HERD), Office of Toxic Substances (OTS), of the US EPA previously concluded that all chemicals that contain the acrylate or methacrylate moiety (CH₂=CHCOO or CH₂=C(CH₃)COO) should be considered to be a carcinogenic hazard unless shown otherwise by adequate testing.</p> <p>This position has now been revised and acrylates and methacrylates are no longer <i>de facto</i> carcinogens. Where no "official" classification for acrylates and methacrylates exists, there has been cautious attempts to create classifications in the absence of contrary evidence. For example Monoalkyl or monoarylestere of acrylic acids should be classified as R36/37/38 and R51/53 Monoalkyl or monoaryl esters of methacrylic acid should be classified as R36/37/38</p>
BISPHENOL A DIMETHACRYLATE, ETHOXYLATED & HEXANEDIOL DIMETHACRYLATE & YTTERBIUM(III) FLUORIDE	No significant acute toxicological data identified in literature search.
DIURETHANE DIMETHACRYLATE	Combined repeated dose toxicity study with the reproduction/developmental toxicity screening test, oral (OECD 422), rat:

Acute Toxicity	✗	Carcinogenicity	✗
Skin Irritation/Corrosion	✓	Reproductivity	✗
Serious Eye Damage/Irritation	✓	STOT - Single Exposure	✓
Respiratory or Skin sensitisation	✓	STOT - Repeated Exposure	✗
Mutagenicity	✗	Aspiration Hazard	✗

Legend: ✗ – Data either not available or does not fill the criteria for classification
 ✓ – Data available to make classification

11.2 Information on other hazards

11.2.1. Endocrine Disruption Properties

Many chemicals may mimic or interfere with the body's hormones, known as the endocrine system. Endocrine disruptors are chemicals that can interfere with endocrine (or hormonal) systems. Endocrine disruptors interfere with the synthesis, secretion, transport, binding, action, or elimination of natural hormones in the body. Any system in the body controlled by hormones can be derailed by hormone disruptors. Specifically, endocrine disruptors may be associated with the development of learning disabilities, deformations of the body various cancers and sexual development problems. Endocrine disrupting chemicals cause adverse effects in animals. But limited scientific information exists on potential health problems in humans. Because people are typically exposed to multiple endocrine disruptors at the same time, assessing public health effects is difficult.

11.2.2. Other Information

See Section 11.1

SECTION 12 Ecological information

12.1. Toxicity

	Endpoint	Test Duration (hr)	Species	Value	Source
ParaPost® Taper Lux	Not Available	Not Available	Not Available	Not Available	Not Available
bisphenol A dimethacrylate, ethoxylated	Not Available	Not Available	Not Available	Not Available	Not Available
diurethane dimethacrylate	NOEC(ECx)	72h	Algae or other aquatic plants	0.21mg/l	2
	EC50	72h	Algae or other aquatic plants	>0.68mg/l	2
	EC50	48h	Crustacea	>1.2mg/l	2
	LC50	96h	Fish	10.1mg/l	Not Available

Continued...

ParaPost® Taper Lux

	Endpoint	Test Duration (hr)	Species	Value	Source
	hexanediol dimethacrylate	NOEC(ECx)	72h	Algae or other aquatic plants	1.11mg/l
EC50		72h	Algae or other aquatic plants	5.33mg/l	2
LC50		96h	Fish	4.5mg/l	2
	Endpoint	Test Duration (hr)	Species	Value	Source
	Not Available	Not Available	Not Available	Not Available	Not Available
4-methacryloxyethyl trimellitic anhydride	Endpoint	Test Duration (hr)	Species	Value	Source
	EC20(ECx)	72h	Algae or other aquatic plants	0.033mg/l	2
	EC50	72h	Algae or other aquatic plants	0.239mg/l	2
	EC50	48h	Crustacea	2.26mg/l	2
ethyl(2,4,6-trimethylbenzoyl)phenylphosphinate	Endpoint	Test Duration (hr)	Species	Value	Source
	LC50	96h	Fish	1.89mg/l	2
	EC50	48h	Crustacea	>0.52mg/l	2
	NOEC(ECx)	48h	Crustacea	0.52mg/l	2
ytterbium(III) fluoride	Endpoint	Test Duration (hr)	Species	Value	Source
	EC50	48h	Crustacea	>0.52mg/l	2
	Endpoint	Test Duration (hr)	Species	Value	Source
	NOEC(ECx)	48h	Crustacea	0.52mg/l	2

Legend:

Extracted from 1. IUCLID Toxicity Data 2. Europe ECHA Registered Substances - Ecotoxicological Information - Aquatic Toxicity 4. US EPA, Ecotox database - Aquatic Toxicity Data 5. ECETOC Aquatic Hazard Assessment Data 6. NITE (Japan) - Bioconcentration Data 7. METI (Japan) - Bioconcentration Data 8. Vendor Data

Harmful to aquatic organisms, may cause long-term adverse effects in the aquatic environment.

Do NOT allow product to come in contact with surface waters or to intertidal areas below the mean high water mark. Do not contaminate water when cleaning equipment or disposing of equipment wash-waters.

Wastes resulting from use of the product must be disposed of on site or at approved waste sites.

For bisphenol A and related bisphenols:

Environmental fate:

Biodegradability (28 d) 89% - Easily biodegradable

Bioconcentration factor (BCF) 7.8 mg/l

Bisphenol A, its derivatives and analogues, can be released from polymers, resins and certain substances by metabolic products

Substance does not meet the criteria for PBT or vPvB according to Regulation (EC) No 1907/2006, Annex XIII

As an environmental contaminant, bisphenol A interferes with nitrogen fixation at the roots of leguminous plants associated with the bacterial symbiont *Sinorhizobium meliloti*. Despite a half-life in the soil of only 1-10 days, its ubiquity makes it an important pollutant. According to Environment Canada, "initial assessment shows that at low levels, bisphenol A can harm fish and organisms over time. Studies also indicate that it can currently be found in municipal wastewater." However, a study conducted in the United States found that 91-98% of bisphenol A may be removed from water during treatment at municipal water treatment plants.

Ecotoxicity:

Fish LC50 (96 h): 4.6 mg/l (freshwater fish); 11 mg/l (saltwater fish); NOEC 0.016 mg/l (freshwater fish- 144 d); 0.064 mg/l (saltwater fish 164 d)

Fresh water invertebrates EC50 (48 h): 10.2 mg/l; NOEC 0.025 mg/l - 328 d)

Marine water invertebrate EC50 (96 h): 1.1 mg/l; NOEC 0.17 mg/l (28 d)

Freshwater algae (96 h): 2.73 mg/l

Marine water algae (96 h): 1.1 mg/l

Fresh water plant EC50 (7 d): 20 mg/l; NOEC 7.8 mg/l

In general, studies have shown that bisphenol A can affect growth, reproduction and development in aquatic organisms.

Among freshwater organisms, fish appear to be the most sensitive species. Evidence of endocrine-related effects in fish, aquatic invertebrates, amphibians and reptiles has been reported at environmentally relevant exposure levels lower than those required for acute toxicity. There is a widespread variation in reported values for endocrine-related effects, but many fall in the range of 1 µg/L to 1 mg/L

A 2009 review of the biological impacts of plasticisers on wildlife published by the Royal Society with a focus on annelids (both aquatic and terrestrial), molluscs, crustaceans, insects, fish and amphibians concluded that bisphenol A has been shown to affect reproduction in all studied animal groups, to impair development in crustaceans and amphibians and to induce genetic aberrations.

A large 2010 study of two rivers in Canada found that areas contaminated with hormone-like chemicals including bisphenol A showed females made up 85 per cent of the population of a certain fish, while females made up only 55 per cent in uncontaminated areas.

Although abundant data are available on the toxicity of bisphenol-A (2,2-bis (4-hydroxydiphenyl)propane;(BPA) A variety of BPs were examined for their acute toxicity against *Daphnia magna*, mutagenicity, and oestrogenic activity using the Daphtoxkit (Creasel Ltd.), the umu test system, and the yeast two-hybrid system, respectively, in comparison with BPA. BPA was moderately toxic to *D. magna* (48-h EC50 was 10 mg/l) according to the current U.S. EPA acute toxicity evaluation standard, and it was weakly oestrogenic with 5 orders of magnitude lower activity than that of the natural estrogen 17 beta-oestradiol in the yeast screen, while no mutagenicity was observed. All seven BPs tested here showed moderate to slight acute toxicity, no mutagenicity, and weak oestrogenic activity as well as BPA. Some of the BPs showed considerably higher oestrogenic activity than BPA, and others exhibited much lower activity. Bisphenol S (bis(4-hydroxydiphenyl)sulfone) and bis(4-hydroxyphenyl)sulfide) showed oestrogenic activity.

Biodegradation is a major mechanism for eliminating various environmental pollutants. Studies on the biodegradation of bisphenols have mainly focused on bisphenol A. A number of BPA-degrading bacteria have been isolated from enrichments of sludge from wastewater treatment plants. The first step in the biodegradation of BPA is the hydroxylation of the carbon atom of a methyl group or the quaternary carbon in the BPA molecule. Judging from these features of the biodegradation mechanisms, it is possible that the same mechanism used for BPA is used to biodegrade all bisphenols that have at least one methyl or methylene

Continued...

ParaPost® Taper Lux

group bonded at the carbon atom between the two phenol groups. However, bisphenol F ([bis(4-hydroxyphenyl)methane; BPF), which has no substituent at the bridging carbon, is unlikely to be metabolised by such a mechanism. Nevertheless BPF is readily degraded by river water microorganisms under aerobic conditions. From this evidence, it was clear that a specific mechanism for biodegradation of BPF does exist in the natural ecosystem, Algae can enhance the photodegradation of bisphenols. The photodegradation rate of BPF increased with increasing algae concentration. Humic acid and Fe³⁺ ions also enhanced the photodegradation of BPF. The effect of pH value on the BPF photodegradation was also important. Substances containing unsaturated carbons are ubiquitous in indoor environments. They result from many sources (see below). Most are reactive with environmental ozone and many produce stable products which are thought to adversely affect human health. The potential for surfaces in an enclosed space to facilitate reactions should be considered.

Source of unsaturated substances	Unsaturated substances (Reactive Emissions)	Major Stable Products produced following reaction with ozone.
Occupants (exhaled breath, ski oils, personal care products)	Isoprene, nitric oxide, squalene, unsaturated sterols, oleic acid and other unsaturated fatty acids, unsaturated oxidation products	Methacrolein, methyl vinyl ketone, nitrogen dioxide, acetone, 6MHQ, geranyl acetone, 4OPA, formaldehyde, nonanol, decanal, 9-oxo-nonanoic acid, azelaic acid, nonanoic acid.
Soft woods, wood flooring, including cypress, cedar and silver fir boards, houseplants	Isoprene, limonene, alpha-pinene, other terpenes and sesquiterpenes	Formaldehyde, 4-AMC, pinoaldehyde, pinic acid, pinonic acid, formic acid, methacrolein, methyl vinyl ketone, SOAs including ultrafine particles
Carpets and carpet backing	4-Phenylcyclohexene, 4-vinylcyclohexene, styrene, 2-ethylhexyl acrylate, unsaturated fatty acids and esters	Formaldehyde, acetaldehyde, benzaldehyde, hexanal, nonanal, 2-nonenal
Linoleum and paints/polishes containing linseed oil	Linoleic acid, linolenic acid	Propanal, hexanal, nonanal, 2-heptenal, 2-nonenal, 2-decenal, 1-pentene-3-one, propionic acid, n-butyric acid
Latex paint	Residual monomers	Formaldehyde
Certain cleaning products, polishes, waxes, air fresheners	Limonene, alpha-pinene, terpinolene, alpha-terpineol, linalool, linalyl acetate and other terpenoids, longifolene and other sesquiterpenes	Formaldehyde, acetaldehyde, glycoaldehyde, formic acid, acetic acid, hydrogen and organic peroxides, acetone, benzaldehyde, 4-hydroxy-4-methyl-5-hexen-1-al, 5-ethenyl-dihydro-5-methyl-2(3H)-furanone, 4-AMC, SOAs including ultrafine particles
Natural rubber adhesive	Isoprene, terpenes	Formaldehyde, methacrolein, methyl vinyl ketone
Photocopier toner, printed paper, styrene polymers	Styrene	Formaldehyde, benzaldehyde
Environmental tobacco smoke	Styrene, acrolein, nicotine	Formaldehyde, benzaldehyde, hexanal, glyoxal, N-methylformamide, nicotinaldehyde, cotinine
Soiled clothing, fabrics, bedding	Squalene, unsaturated sterols, oleic acid and other saturated fatty acids	Acetone, geranyl acetone, 6MHO, 4OPA, formaldehyde, nonanal, decanal, 9-oxo-nonanoic acid, azelaic acid, nonanoic acid
Soiled particle filters	Unsaturated fatty acids from plant waxes, leaf litter, and other vegetative debris; soot; diesel particles	Formaldehyde, nonanal, and other aldehydes; azelaic acid; nonanoic acid; 9-oxo-nonanoic acid and other oxo-acids; compounds with mixed functional groups (=O, -OH, and -COOH)
Ventilation ducts and duct liners	Unsaturated fatty acids and esters, unsaturated oils, neoprene	C5 to C10 aldehydes
"Urban grime"	Polycyclic aromatic hydrocarbons	Oxidized polycyclic aromatic hydrocarbons
Perfumes, colognes, essential oils (e.g. lavender, eucalyptus, tea tree)	Limonene, alpha-pinene, linalool, linalyl acetate, terpinene-4-ol, gamma-terpinene	Formaldehyde, 4-AMC, acetone, 4-hydroxy-4-methyl-5-hexen-1-al, 5-ethenyl-dihydro-5-methyl-2(3H) furanone, SOAs including ultrafine particles
Overall home emissions	Limonene, alpha-pinene, styrene	Formaldehyde, 4-AMC, pinonaldehyde, acetone, pinic acid, pinonic acid, formic acid, benzaldehyde, SOAs including ultrafine particles

Abbreviations: 4-AMC, 4-acetyl-1-methylcyclohexene; 6MHQ, 6-methyl-5-heptene-2-one, 4OPA, 4-oxopentanal, SOA, Secondary Organic Aerosols

Reference: Charles J Weschler; Environmental Health Perspectives, Vol 114, October 2006

Although small amounts of fluorides are conceded to have beneficial effects, two forms of chronic toxic effect, dental fluorosis and skeletal fluorosis may be caused by excessive intake over long periods. Fluorides are absorbed by humans following inhalation of workplace and ambient air that has been contaminated, ingestion of drinking water and foods and dermal contact.

Fluoride accumulates, food-dependently in skeletal tissues of both aquatic and terrestrial vertebrates and invertebrates. Bioaccumulation occurs in marine organisms and, to a lesser extent, fresh water organisms. Reported BCF-values for marine organisms range up to approximately 150 and 60 for fish and crustacea, respectively. The most important exposure route for plants is uptake from the atmosphere. Concentrations in plants in the vicinity of a HF production plant range up to approximately 200 mg/kg, with mean levels between 20 and 50 mg/kg dry weight. Generally, lowest fluoride levels are found in herbivores and (somewhat) higher levels in predators.

Fluorides have been shown to accumulate in animals that consume fluoride-containing foliage. However, accumulation is primarily in skeletal tissue and therefore, it is unlikely that fluoride will biomagnify up the food chain.

Both hydrogen fluoride and particulate fluorides will be transported in the atmosphere and deposited on land or water by wet and dry deposition. Non-volatile inorganic fluoride particulates are removed from the atmosphere via condensation or nucleation processes. Fluorides adsorbed on particulate matter in the atmosphere are generally stable and are not readily hydrolysed, although they may be degraded by radiation if they persist in the atmosphere. Fluorine and the silicon fluorides (fluosilicates, silicofluorides) are hydrolysed in the atmosphere to form hydrogen fluoride. Hydrogen fluoride may combine with water vapour to produce an aerosol or fog of aqueous hydrofluoric acid. Based upon available data, inorganic fluoride compounds, with the exception of sulfur hexafluoride, are not expected to remain in the troposphere for long periods or to migrate to the stratosphere. Estimates of the residence time of sulfur hexafluoride in the atmosphere range from 500 to several thousand years. Fluoride in aerosols can be transported over large distances by wind or as a result of atmospheric turbulence. The distance travelled is determined by the deposition velocity of both the gaseous hydrogen fluoride and the fluorides in particulate form. Atmospheric fluorides may be transported to soils and surface waters through both wet and dry deposition processes.

Fluorides undergo transformations in soil and water, forming complexes and binding strongly to soil and sediment.

In water, the transport and transformation of inorganic fluorides are influenced by pH, water hardness and the presence of ion-exchange materials such as clays. In natural water, fluoride forms strong complexes with aluminum in water, and fluorine chemistry in water is largely regulated by aluminum concentration and pH. Below pH 5, fluoride is almost entirely complexed with aluminum and consequently, the concentration of free F⁻ is low. As the pH increases, Al-OH complexes dominate over Al-F complexes and the free F⁻ levels increase. Fluoride forms stable complexes with calcium and magnesium, which are present in sea water. Calcium carbonate precipitation dominates the removal of dissolved fluoride from sea water. The residence time for fluoride in ocean sediment is calculated to be

ParaPost® Taper Lux

2-3 million years. Fluorosilicic acid and hydrofluoric acid in high aquatic concentrations such as may be found in industrial waste ponds may volatilise, releasing silicon tetrafluoride and hydrogen fluoride into the atmosphere.

Solubilisation of inorganic fluorides from minerals may also be enhanced by the presence of ion-exchange materials (e.g., bentonite clays and humic acid). Once dissolved, inorganic fluorides remain in solution under conditions of low pH and hardness and in the presence of ion-exchange material. Soluble inorganic fluorides may also form aerosols at the air/water interface or vaporise into the atmosphere whereas undissolved species generally undergo sedimentation. Factors that influence the mobility of inorganic fluorides in soil are pH and the formation of aluminium and calcium complexes. In more acidic soils, concentrations of inorganic fluoride were considerably higher in the deeper horizons. The low affinity of fluorides for organic material results in leaching from the more acidic surface horizon and increased retention by clay minerals and silts in the more alkaline, deeper horizons. The maximum adsorption of fluoride to soil was reported to occur at pH 5.5. In acidic soils with pH below 6, most of the fluoride is in complexes with either aluminium or iron. Fluoride in alkaline soils at pH 6.5 and above is almost completely fixed in soils as calcium fluoride, if sufficient calcium carbonate is available. Fluoride is extremely immobile in soil, as determined by lysimeter experiments.

Populations living in areas with high fluoride levels in groundwater may be exposed to higher levels of fluorides in their drinking water or in beverages prepared with the water. Among these populations, outdoor laborers, people living in hot climates, and people with polydipsia will generally have the greatest daily intake of fluorides because they consume greater amounts of water.

Foods characteristically high in fluoride content are certain types of fish and seafood (1.9-28.5 mg/kg), especially those types in which the bones are consumed, bone products such as bone meal and gelatin, and tea, which contains approximately 0.52 mg fluoride/cup

Fluoride is mainly absorbed by the body in the form of hydrogen fluoride, which has a pKa of 3.45. That is, when ionic fluoride enters the acidic environment of the stomach lumen, it is largely converted into hydrogen fluoride. Most of the fluoride that is not absorbed from the stomach will be rapidly absorbed from the small intestine.

For lanthanoids (formerly lanthanides; syn rare earth metals and their salts):

Environmental fate:

The natural occurrence of rare earths in the lithosphere is well established at a concentration level of a few hundred part per million. They are therefore not "rare". Rare earth chlorides are very poorly soluble in water. Modeled water solubilities range from 10⁻² to 10⁻⁵ mg/l. They are expected to strongly sorb to soil and not expected to volatilise.

Water: Lanthanoid emissions to the environment increase as a result of the growing industrial applications of these elements. However, robust data to evaluate the environmental fate of lanthanoids are scarce.

Changing environmental conditions may influence the fate and bioavailability of lanthanoids (part of the rare earth elements [Ln]) in estuaries. Equilibrium model calculations indicate that dissolved lanthanoids are complexed mainly to carbonates and dissolved organic matter. In the water phase, the relative abundance of the free ion, LnCO₃, and humic complexes decreases from lanthanum to lutetium, whereas the relative abundance of Ln(CO₃)₂ increases. Cerium and europium anomalies were found in water. Europium anomalies were also found in some biota. The biota sediment accumulation factors (BSAFs) decreased across the series from lanthanum to lutetium. Regression analysis revealed that alkalinity correlated negatively with lanthanide uptake. This suggests that increasing complexation reduced bioavailability under the prevailing conditions. The BSAFs did not depend on salinity or pH, which may simplify sediment-quality criteria for fresh versus saline waters. Field BSAFs were significantly lower than laboratory values for the same sediments, which is explained by adaptation of the organisms to lanthanides.

Plant uptake: Lanthanum concentrations in plants and medium and the amounts sorbed to glass vessels were quantified by using the radioisotope ¹⁴⁰La. The amount of La adsorbed on the glass reached values of 25% of the total La present. A model was formulated to describe La uptake in exponentially growing duckweed in the presence of an adsorptive surface. Growth-induced dilution appeared more efficient in lowering plant La concentrations than actual elimination. An elimination study revealed two compartments, of which the smallest eliminated 50 times faster than the bigger compartment, which eliminated mainly by growth dilution. The average bioconcentration factor was 2,000 L/kg fresh weight and 30,000 L/kg dry weight, comparable with those of other higher plants. At the applied concentration of 10 nM, no effects were observed on duckweed growth. However, the high bioconcentration factor warrants monitoring of lanthanide emissions.

Ecotoxicity:

For cerium oxide (a typical oxide of this group):

Fish LC50 (96 h): fathead minnow >50000 mg/l (low toxicity)

Green algae IC25: 34484 mg/l (low toxicity)

Daphnia LC50 (48 h): Ceriodaphnia dubia >50000 mg/l (low toxicity)

Rare earth chlorides exhibit acute aquatic toxicity at concentrations exceeding 100 ppm and chronic toxicity, persisting for more than 21 days, at concentrations greater than 30 ppm (based on structure activity relationships - QSAR). Industrial processes have little impact on altering background levels. Lanthanum 3+ is toxic to some aquatic organisms.

Dissolved lanthanum is very toxic to species of Daphnia in both chronic and acute tests. It may also be toxic to other species. In a lanthanum bioassay test conducted with solutions of lanthanum chloride made up in water at lanthanum concentrations between (nominally) 750 ug/L and 48 mg/L, 100% mortality of eastern rainbow fish was found for all nominal lanthanum concentrations, indicating a 96 hour LC50 significantly less than the nominal 750 ug/L (measured as 600 ug/L) NICNAS Full Public Report NA/899)

There seems little doubt that **dissolved** lanthanum has at least high acute and chronic toxicity to fresh water fish and to various species of Daphnia in soft water, although water quality parameters appear to have a very large effect on the toxicity. In sufficiently hard water free lanthanum may be precipitated reducing lanthanum availability to aquatic species and mitigating toxicity.

Similarly, the lanthanum ion is expected to have high affinity for the negatively charged humic material present in most natural waters. This mechanism will also remove lanthanum from the water column.

DO NOT discharge into sewer or waterways.

12.2. Persistence and degradability

Ingredient	Persistence: Water/Soil	Persistence: Air
hexanediol dimethacrylate	LOW	LOW

12.3. Bioaccumulative potential

Ingredient	Bioaccumulation
hexanediol dimethacrylate	MEDIUM (LogKOW = 4.1732)

ParaPost® Taper Lux

12.4. Mobility in soil

Ingredient	Mobility
hexanediol dimethacrylate	LOW (KOC = 314.2)

12.5. Results of PBT and vPvB assessment

	P	B	T
Relevant available data	Not Available	Not Available	Not Available
PBT	✘	✘	✘
vPvB	✘	✘	✘
PBT Criteria fulfilled?	No		
vPvB	No		

12.6. Endocrine Disruption Properties

The evidence linking adverse effects to endocrine disruptors is more compelling in the environment than it is in humans. Endocrine disruptors profoundly alter reproductive physiology of ecosystems and ultimately impact entire populations. Some endocrine-disrupting chemicals are slow to break-down in the environment. That characteristic makes them potentially hazardous over long periods of time. Some well established adverse effects of endocrine disruptors in various wildlife species include; eggshell-thinning, displayed of characteristics of the opposite sex and impaired reproductive development. Other adverse changes in wildlife species that have been suggested, but not proven include; reproductive abnormalities, immune dysfunction and skeletal deformities.

12.7. Other adverse effects

Not Available


SECTION 13 Disposal considerations

13.1. Waste treatment methods

Product / Packaging disposal	Dispose of waste according to applicable legislation. Special country-specific regulations may apply. Can be disposed together with household waste in compliance with official regulations in contact with approved waste disposal companies and with authorities in charge. (Only dispose of completely emptied packages.) <ul style="list-style-type: none"> ▶ DO NOT allow wash water from cleaning or process equipment to enter drains. ▶ It may be necessary to collect all wash water for treatment before disposal. ▶ In all cases disposal to sewer may be subject to local laws and regulations and these should be considered first. ▶ Where in doubt contact the responsible authority.
Waste treatment options	Not Available
Sewage disposal options	Not Available

SECTION 14 Transport information

Labels Required

	
Marine Pollutant	NO

Land transport (ADR-RID)

14.1. UN number	3077
14.2. UN proper shipping name	ENVIRONMENTALLY HAZARDOUS SUBSTANCE, SOLID, N.O.S.
14.3. Transport hazard class(es)	Class 9 Subrisk Not Applicable
14.4. Packing group	III
14.5. Environmental hazard	Not Applicable

ParaPost® Taper Lux

14.6. Special precautions for user	Hazard identification (Kemler)	90
	Classification code	M7
	Hazard Label	9
	Special provisions	274 335 375 601
	Limited quantity	5 kg
	Tunnel Restriction Code	3 (-)

Air transport (ICAO-IATA / DGR)

14.1. UN number	3077	
14.2. UN proper shipping name	Environmentally hazardous substance, solid, n.o.s.	
14.3. Transport hazard class(es)	ICAO/IATA Class	9
	ICAO / IATA Subrisk	Not Applicable
	ERG Code	9L
14.4. Packing group	III	
14.5. Environmental hazard	Not Applicable	
14.6. Special precautions for user	Special provisions	A97 A158 A179 A197 A215
	Cargo Only Packing Instructions	956
	Cargo Only Maximum Qty / Pack	400 kg
	Passenger and Cargo Packing Instructions	956
	Passenger and Cargo Maximum Qty / Pack	400 kg
	Passenger and Cargo Limited Quantity Packing Instructions	Y956
	Passenger and Cargo Limited Maximum Qty / Pack	30 kg G

Sea transport (IMDG-Code / GGVSee)

14.1. UN number	3077	
14.2. UN proper shipping name	ENVIRONMENTALLY HAZARDOUS SUBSTANCE, SOLID, N.O.S.	
14.3. Transport hazard class(es)	IMDG Class	9
	IMDG Subrisk	Not Applicable
14.4. Packing group	III	
14.5. Environmental hazard	Not Applicable	
14.6. Special precautions for user	EMS Number	F-A, S-F
	Special provisions	274 335 966 967 969
	Limited Quantities	5 kg

Inland waterways transport (ADN)

14.1. UN number	3077	
14.2. UN proper shipping name	ENVIRONMENTALLY HAZARDOUS SUBSTANCE, SOLID, N.O.S.	
14.3. Transport hazard class(es)	9	Not Applicable
14.4. Packing group	III	
14.5. Environmental hazard	Not Applicable	
14.6. Special precautions for user	Classification code	M7
	Special provisions	274; 335; 375; 601
	Limited quantity	5 kg

ParaPost® Taper Lux

Equipment required	PP, A***
Fire cones number	0

14.7. Transport in bulk according to Annex II of MARPOL and the IBC code

Not Applicable

14.8. Transport in bulk in accordance with MARPOL Annex V and the IMSBC Code

Product name	Group
bisphenol A dimethacrylate, ethoxylated	Not Available
diurethane dimethacrylate	Not Available
hexanediol dimethacrylate	Not Available
4-methacryloxyethyl trimellitic anhydride	Not Available
ethyl(2,4,6-trimethylbenzoyl)phenylphosphinate	Not Available
ytterbium(III) fluoride	Not Available

14.9. Transport in bulk in accordance with the ICG Code

Product name	Ship Type
bisphenol A dimethacrylate, ethoxylated	Not Available
diurethane dimethacrylate	Not Available
hexanediol dimethacrylate	Not Available
4-methacryloxyethyl trimellitic anhydride	Not Available
ethyl(2,4,6-trimethylbenzoyl)phenylphosphinate	Not Available
ytterbium(III) fluoride	Not Available

SECTION 15 Regulatory information**15.1. Safety, health and environmental regulations / legislation specific for the substance or mixture****bisphenol A dimethacrylate, ethoxylated is found on the following regulatory lists**

EU European Chemicals Agency (ECHA) Community Rolling Action Plan (CoRAP) List of Substances

diurethane dimethacrylate is found on the following regulatory lists

Europe EC Inventory

European Union - European Inventory of Existing Commercial Chemical Substances (EINECS)

European Union (EU) Regulation (EC) No 1272/2008 on Classification, Labelling and Packaging of Substances and Mixtures - Annex VI

hexanediol dimethacrylate is found on the following regulatory lists

Europe EC Inventory

European Union - European Inventory of Existing Commercial Chemical Substances (EINECS)

European Union (EU) Regulation (EC) No 1272/2008 on Classification, Labelling and Packaging of Substances and Mixtures - Annex VI

4-methacryloxyethyl trimellitic anhydride is found on the following regulatory lists

Europe EC Inventory

European Union - European Inventory of Existing Commercial Chemical Substances (EINECS)

ethyl(2,4,6-trimethylbenzoyl)phenylphosphinate is found on the following regulatory lists

Europe EC Inventory

European Union - European Inventory of Existing Commercial Chemical Substances (EINECS)

ytterbium(III) fluoride is found on the following regulatory lists

ParaPost® Taper Lux

EU Consolidated List of Indicative Occupational Exposure Limit Values (IOELVs)

Europe EC Inventory

European Union - European Inventory of Existing Commercial Chemical Substances (EINECS)

International Agency for Research on Cancer (IARC) - Agents Classified by the IARC Monographs

Ireland Occupational Exposure Limits

This safety data sheet is in compliance with the following EU legislation and its adaptations - as far as applicable - : Directives 98/24/EC, - 92/85/EEC, - 94/33/EC, - 2008/98/EC, - 2010/75/EU; Commission Regulation (EU) 2020/878; Regulation (EC) No 1272/2008 as updated through ATPs.

15.2. Chemical safety assessment

No Chemical Safety Assessment has been carried out for this substance/mixture by the supplier.

ECHA SUMMARY

Ingredient	CAS number	Index No	ECHA Dossier
bisphenol A dimethacrylate, ethoxylated	41637-38-1	Not Available	Not Available

Harmonisation (C&L Inventory)	Hazard Class and Category Code(s)	Pictograms Signal Word Code(s)	Hazard Statement Code(s)
1	Skin Irrit. 2; Skin Sens. 1; Eye Irrit. 2; STOT SE 3	GHS07; Wng	H315; H317; H319; H335
2	Skin Irrit. 2; Skin Sens. 1; Eye Irrit. 2; STOT SE 3; Aquatic Chronic 2; Acute Tox. 4; Repr. 1A	GHS09; GHS08; Dgr	H315; H317; H319; H335; H411; H332; H360

Harmonisation Code 1 = The most prevalent classification. Harmonisation Code 2 = The most severe classification.

Ingredient	CAS number	Index No	ECHA Dossier
diurethane dimethacrylate	72869-86-4	616-087-00-9	Not Available

Harmonisation (C&L Inventory)	Hazard Class and Category Code(s)	Pictograms Signal Word Code(s)	Hazard Statement Code(s)
1	Aquatic Chronic 3		H412
2	Aquatic Chronic 3		H412
1	Skin Sens. 1; Eye Irrit. 2; Aquatic Chronic 2	GHS07; GHS09; Wng	H317; H319; H411
2	Skin Sens. 1B; Eye Irrit. 2; Aquatic Chronic 2	GHS07; GHS09; Wng	H317; H319; H411
1	Skin Sens. 1	Wng	H317
2	Skin Sens. 1B; Aquatic Chronic 2; Skin Irrit. 2; Eye Irrit. 2; STOT SE 3	GHS07; GHS09; Wng	H317; H411; H315; H319; H335

Harmonisation Code 1 = The most prevalent classification. Harmonisation Code 2 = The most severe classification.

Ingredient	CAS number	Index No	ECHA Dossier
hexanediol dimethacrylate	6606-59-3	607-134-00-4	Not Available

Harmonisation (C&L Inventory)	Hazard Class and Category Code(s)	Pictograms Signal Word Code(s)	Hazard Statement Code(s)
1	Skin Irrit. 2; Eye Irrit. 2; STOT SE 3	GHS07; Wng	H315; H319; H335
2	Skin Irrit. 2; Eye Irrit. 2; STOT SE 3; Aquatic Chronic 2; Skin Sens. 1	GHS07; Wng; GHS09	H315; H319; H335; H411; H317

Harmonisation Code 1 = The most prevalent classification. Harmonisation Code 2 = The most severe classification.

Ingredient	CAS number	Index No	ECHA Dossier
4-methacryloxyethyl trimellitic anhydride	70293-55-9	Not Available	Not Available

Harmonisation (C&L Inventory)	Hazard Class and Category Code(s)	Pictograms Signal Word Code(s)	Hazard Statement Code(s)
1	Acute Tox. 4; Skin Irrit. 2; Skin Sens. 1; Eye Irrit. 2; STOT SE 3	GHS07; Wng	H302; H315; H317; H319; H335
2	Acute Tox. 4; Skin Irrit. 2; Skin Sens. 1; Eye Irrit. 2; STOT SE 3	GHS07; Wng	H302; H315; H317; H319; H335

Harmonisation Code 1 = The most prevalent classification. Harmonisation Code 2 = The most severe classification.

ParaPost® Taper Lux

Ingredient	CAS number	Index No	ECHA Dossier
ethyl(2,4,6-trimethylbenzoyl)phenylphosphinate	84434-11-7	Not Available	Not Available

Harmonisation (C&L Inventory)	Hazard Class and Category Code(s)	Pictograms Signal Word Code(s)	Hazard Statement Code(s)
1	Skin Sens. 1B; Aquatic Chronic 2	GHS07; GHS09; Wng	H317; H411
2	Skin Sens. 1B; Aquatic Chronic 2; STOT RE 2; Aquatic Acute 1; Repr. 2	GHS09; Wng; GHS08	H317; H411; H373; H315; H319; H335; H400; H361

Harmonisation Code 1 = The most prevalent classification. Harmonisation Code 2 = The most severe classification.

Ingredient	CAS number	Index No	ECHA Dossier
ytterbium(III) fluoride	13760-80-0	Not Available	Not Available

Harmonisation (C&L Inventory)	Hazard Class and Category Code(s)	Pictograms Signal Word Code(s)	Hazard Statement Code(s)
1	Skin Irrit. 2; Eye Irrit. 2; STOT SE 3	GHS07; Wng	H315; H319; H335
2	Skin Irrit. 2; Eye Irrit. 2; STOT SE 3; Acute Tox. 3; Acute Tox. 3; Acute Tox. 3; Aquatic Chronic 4	GHS06; Dgr	H315; H319; H335; H301; H311; H331; H413

Harmonisation Code 1 = The most prevalent classification. Harmonisation Code 2 = The most severe classification.

National Inventory Status

National Inventory	Status
Australia - AIIIC / Australia Non-Industrial Use	No (4-methacryloxyethyl trimellitic anhydride; ytterbium(III) fluoride)
Canada - DSL	No (diurethane dimethacrylate; hexanediol dimethacrylate; 4-methacryloxyethyl trimellitic anhydride; ytterbium(III) fluoride)
Canada - NDSL	No (bisphenol A dimethacrylate, ethoxylated; 4-methacryloxyethyl trimellitic anhydride; ethyl(2,4,6-trimethylbenzoyl)phenylphosphinate)
China - IECSC	Yes
Europe - EINEC / ELINCS / NLP	No (bisphenol A dimethacrylate, ethoxylated)
Japan - ENCS	No (diurethane dimethacrylate; ethyl(2,4,6-trimethylbenzoyl)phenylphosphinate)
Korea - KECI	No (4-methacryloxyethyl trimellitic anhydride)
New Zealand - NZIoC	Yes
Philippines - PICCS	No (bisphenol A dimethacrylate, ethoxylated; 4-methacryloxyethyl trimellitic anhydride; ethyl(2,4,6-trimethylbenzoyl)phenylphosphinate; ytterbium(III) fluoride)
USA - TSCA	No (4-methacryloxyethyl trimellitic anhydride; ethyl(2,4,6-trimethylbenzoyl)phenylphosphinate)
Taiwan - TCSI	Yes
Mexico - INSQ	No (bisphenol A dimethacrylate, ethoxylated; diurethane dimethacrylate; hexanediol dimethacrylate; 4-methacryloxyethyl trimellitic anhydride; ethyl(2,4,6-trimethylbenzoyl)phenylphosphinate; ytterbium(III) fluoride)
Vietnam - NCI	No (4-methacryloxyethyl trimellitic anhydride; ytterbium(III) fluoride)
Russia - FBEPH	No (bisphenol A dimethacrylate, ethoxylated; diurethane dimethacrylate; hexanediol dimethacrylate; 4-methacryloxyethyl trimellitic anhydride)
Legend:	Yes = All CAS declared ingredients are on the inventory No = One or more of the CAS listed ingredients are not on the inventory. These ingredients may be exempt or will require registration.

SECTION 16 Other information

Revision Date	23/03/2022
Initial Date	08/03/2022

Full text Risk and Hazard codes

H301	Toxic if swallowed.
H302	Harmful if swallowed.
H311	Toxic in contact with skin.
H331	Toxic if inhaled.

Continued...

ParaPost® Taper Lux

H332	Harmful if inhaled.
H360	May damage fertility or the unborn child.
H361	Suspected of damaging fertility or the unborn child.
H373	May cause damage to organs through prolonged or repeated exposure.
H400	Very toxic to aquatic life.
H411	Toxic to aquatic life with long lasting effects.
H413	May cause long lasting harmful effects to aquatic life.

Other information

Classification of the preparation and its individual components has drawn on official and authoritative sources as well as independent review by the Chemwatch Classification committee using available literature references.

The SDS is a Hazard Communication tool and should be used to assist in the Risk Assessment. Many factors determine whether the reported Hazards are Risks in the workplace or other settings. Risks may be determined by reference to Exposures Scenarios. Scale of use, frequency of use and current or available engineering controls must be considered.

For detailed advice on Personal Protective Equipment, refer to the following EU CEN Standards:

- EN 166 Personal eye-protection
- EN 340 Protective clothing
- EN 374 Protective gloves against chemicals and micro-organisms
- EN 13832 Footwear protecting against chemicals
- EN 133 Respiratory protective devices

Definitions and abbreviations

- PC—TWA: Permissible Concentration-Time Weighted Average
- PC—STEL: Permissible Concentration-Short Term Exposure Limit
- IARC: International Agency for Research on Cancer
- ACGIH: American Conference of Governmental Industrial Hygienists
- STEL: Short Term Exposure Limit
- TEEL: Temporary Emergency Exposure Limit.
- IDLH: Immediately Dangerous to Life or Health Concentrations
- ES: Exposure Standard
- OSF: Odour Safety Factor
- NOAEL :No Observed Adverse Effect Level
- LOAEL: Lowest Observed Adverse Effect Level
- TLV: Threshold Limit Value
- LOD: Limit Of Detection
- OTV: Odour Threshold Value
- BCF: BioConcentration Factors
- BEI: Biological Exposure Index
- AII: Australian Inventory of Industrial Chemicals
- DSL: Domestic Substances List
- NDSL: Non-Domestic Substances List
- IECSC: Inventory of Existing Chemical Substance in China
- EINECS: European INventory of Existing Commercial chemical Substances
- ELINCS: European List of Notified Chemical Substances
- NLP: No-Longer Polymers
- ENCS: Existing and New Chemical Substances Inventory
- KECI: Korea Existing Chemicals Inventory
- NZIoC: New Zealand Inventory of Chemicals
- PICCS: Philippine Inventory of Chemicals and Chemical Substances
- TSCA: Toxic Substances Control Act
- TCSI: Taiwan Chemical Substance Inventory
- INSQ: Inventario Nacional de Sustancias Químicas
- NCI: National Chemical Inventory
- FBEPH: Russian Register of Potentially Hazardous Chemical and Biological Substances

Powered by AuthorITe, from Chemwatch.